



2005 Sun Devil Baseball

ASU Media Relations
(P) 480-965-6594
(F) 480-965-5408
Baseball SID Contact: Jeff Evans
E-Mail: Jeff.Evans@asu.edu
Website: www.TheSunDevils.com

2005 Record: 30-20, 11-7 Pac-10
2005 Home Record: 19-7
2005 Road/Neutral Record: 11-13
2005 vs. Ranked Opponents: 11-15
ASU All-Time Record: 2,388-1,174-6
Head Coach: Pat Murphy (804-387-4)

**** Five-Time NCAA National Champions (1965, 1967, 1969, 1977, 1981) ****

2005 Schedule and Results

(30-20, 11-7 Pac-10)

DATE	OPPONENT	RESULT/TIME
1/28	Long Beach State (#14)	L, 3-7
1/29	Long Beach State (#14)	W, 8-6
1/30	Long Beach State (#14)	L, 1-11
2/4	New Mexico State#	W, 12-0
2/5	Gonzaga#	W, 10-8
2/6	Oregon State#	L, 6-12
2/7	New Mexico State#	W, 11-10
2/11	South Alabama^	W, 7-2
2/12	Oklahoma^	W, 7-5
2/13	Gonzaga^	L, 0-2
2/15	at Arizona (#9)	L, 6-7 (14)
2/18	at Tulane (#1)	L, 2-8
2/19	at Tulane (#1)	L, 2-7
2/20	at Tulane (#1)	L, 3-9
2/23	at Arizona (#7)	L, 5-11
2/25	Baylor (#8)	W, 5-3
2/26	Baylor (#8)	W, 12-4
2/27	Baylor (#8)	L, 7-8 (10)
3/4	vs. North Carolina\$ (#4)	W, 4-3 (11)
3/5	at East Carolina\$	W, 10-3
3/6	vs. Ohio State\$	W, 3-0
3/11	at LSU (#5)	L, 5-6
3/12	vs. Western Illinois	W, 19-1
3/13	vs. Western Illinois	W, 30-13
3/13	at LSU (#5)	L, 3-20
3/18	Oklahoma	W, 5-4
3/19	Oklahoma	W, 5-1
3/20	Oklahoma	W, 6-5
3/24	at USC* (#21)	L, 8-9
3/25	at USC* (#21)	W, 17-1
3/26	at USC* (#21)	W, 2-1 (10)
4/1	Wright State	W, 13-1
4/2	Wright State	W, 11-3
4/3	Wright State	W, 14-1
4/9	at California*	W, 11-7
4/9	at California*	L, 3-7
4/10	at California*	L, 3-4
4/15	Stanford* (#14)	W, 9-2
4/16	Stanford* (#14)	W, 6-5
4/17	Stanford* (#14)	W, 10-9
4/22	UCLA*	W, 12-5
4/23	UCLA*	W, 16-2
4/24	UCLA*	W, 10-8
4/29	at Oregon State* (#6)	L, 5-6
4/30	at Oregon State* (#6)	W, 3-1
5/1	at Oregon State* (#6)	L, 1-5
5/4	Utah Valley State	L, 6-9
5/14	Arizona* (#7)	W, 6-2
5/15	Arizona* (#7)	L, 7-16
5/16	Arizona* (#8)	L, 1-18
5/20	at Washington*	6:30 p.m.
5/21	at Washington*	1 p.m.
5/22	at Washington*	1 p.m.
5/27	Washington State*	6:30 p.m.
5/28	Washington State*	6:30 p.m.
5/29	Washington State*	1 p.m.

* Pac-10 Game, # Bob Schaefer Memorial Tournament

^ Coca-Cola Classic (Surprise, Ariz.)

\$ Keith LeClair Invitational

Sports Weekly/ESPN	Baseball America
#22	#17
BoysWorld RPI	BoysWorld SoS
#15	#2

Games 51-53

Away 25-27

2005 Sun Devil Baseball Game Notes



#17 Arizona State Sun Devils (30-20, 11-7 Pac-10) at Washington Huskies (28-21, 7-11 Pac-10)

Seattle, Wash. • Husky Ballpark (1,500) • May 20-22, 2005

W

PROBABLE PITCHERS

May 20 at Washington, 6:30 p.m.

ASU - TBA

UW - TBA

May 21 at Washington, 1 p.m.

ASU - TBA

UW - TBA

May 22 at Washington, 1 p.m.

ASU - TBA

UW - TBA

ASU VS. WASHINGTON

All-Time Record vs. Washington: 13-8

History at Husky Ballpark: 7-5

Last 5/10 vs. UW: 2-3/5-5

NATIONAL RANKINGS

The Sun Devils are ranked No. 17 by Baseball America, No. 18 by Collegiate Baseball and No. 22 by ESPN/Sports Weekly. ASU has appeared in the national rankings in 107 of the last 113 weeks dating back to the start of the 2000 season. Washington is not ranked, but opened the season at No. 9 in the Baseball America preseason poll.

MEDIA EXPOSURE

ASU returns to the airwaves this weekend with all three games of the Pac-10 series against Washington broadcast locally in the Phoenix area on KIDUS 1060 AM with Tim Healey and Bob Eger calling all the action from the Husky Ballpark press box. Every game during the 2005 season can be followed via GameTracker on the Internet at www.thesundevils.com.

FUN FACTS

The Sun Devils are currently in fourth place in the Pac-10, one-game behind third-place USC... 16 of ASU's 20 losses this season have come against teams that have appeared in the national polls at some point this season... the Sun Devils have played 28 of their 50 games (56%) against nationally ranked teams... ASU currently has the No. 15 RPI and No. 9 ISR on BoysWorld.com... junior RF Travis Buck has a current 14-game hitting streak in which he is hitting .475... freshman shortstop is hitting .500 (11-for-22) over his last five games... senior 1B Jeff Larish leads the Pac-10 with 16 home runs, but has not gone deep since Apr. 29 at Oregon State (22 at-bats).

What's On Tap:

The Arizona State Sun Devils (30-20, 11-7 Pac-10) make its final regular season road trip of the season with a three-game series against the University of Washington Huskies (28-21, 7-11 Pac-10). ASU enters the series having lost five of its last seven games, with six of those games being played against top 10 opponents. Overall, ASU has played 28 of their 50 games against teams that have been ranked at some point this season. Following the series with the Huskies in Seattle, ASU completes the regular season by hosting the Washington State Cougars to a three-game set at Packard Stadium (May 27-29). The NCAA Tournament Field of 64 will be announced on Monday, May 30, at 8:30 a.m. on ESPN.

Quick Hits:

- Travis Buck has recorded two or more hits in 11 of his last 14 games and leads ASU with 28 multi-hit games.
- Seth Dhaenens has raised his batting average 295 points .071 to .365 by going 37-for-90 in his last 28 games.
- Travis Buck is hitting .475 during his current 14-game hitting streak and .438 (70-for-160) over the last 35 games.
- Travis Buck won his fifth career Pac-10 POW award, the most ever by a Sun Devil position player.
- ASU set a school record with 35 hits in the 30-13 win over Western Illinois (3/13). Travis Buck went 6-for-8.
- Jr. LHP Erik Averill leads the pitching staff going 8-3 with a 3.40 ERA this season. He also has 3 CG.
- Averill won his 20th career game last week vs. UA and is 8-3 with a 2.96 ERA as a starter this season.
- 16 of ASU's 20 losses this season have come against teams that have appeared in the national rankings.
- Washington's Tim Lincecum marks the 12th preseason All-American pitcher Arizona State will face this season.
- ASU has played over half of its schedule (28 of 50) against teams that have been ranked at some point this season.
- ASU has been road warriors this season playing 24 of its last 43 games away from Packard Stadium.
- 16 Sun Devils, including 10 true freshman, have made their debut in the Maroon and Gold this season.
- ASU leads the Pac-10 with 97 stolen bases this season, including 17 from Travis Buck and 14 from Colin Curtis.
- ASU has scored 175 of its 371 runs (47%) with two outs. Travis Buck leads the team with 22 two-out RBI.
- ASU owns a 243-108-1 record for a .692 winning percentage this decade (2000-P).
- Jeff Larish leads the Pac-10 with 16 home runs and ranks fourth in ASU history with 44 career homers.
- Losing four of five games to Arizona this season marked the first season series loss to UA since 1992.
- Freshman reserve catcher Austin Stockfisch has recorded a hit in nine of his 12 at-bats this season (.750).
- Travis Buck and Jeff Larish have been named to the Golden Spikes Award initial watch list.
- ASU's roster features three Washingtonians... Buck (Richland), Barnette (Federal Way), Curtis (Issaquah).
- The Sun Devils have used 39 different batting lineups and 31 different defensive lineups in 50 games this season.



ARIZONA STATE UNIVERSITY

Sun Devil Baseball 2005

2005 National Polls

Baseball America (5/16)

1.	Cal State Fullerton	37-12
2.	Tulane	45-8
3.	Oregon State	39-8
4.	Miami	38-12
5.	Texas	41-11
6.	Georgia Tech	37-14
7.	Nebraska	41-12
8.	Arizona	33-16
9.	Baylor	34-18
10.	Long Beach State	35-17
11.	Tennessee	36-16
12.	Rice	36-15
13.	Louisiana State	35-17
14.	Florida State	45-14
15.	Florida	34-18
16.	Alabama	35-18
17.	Arizona State	30-19
18.	Louisiana-Lafayette	44-12
19.	Mississippi	37-16
20.	Missouri	34-17
21.	Southern California	32-15
22.	North Carolina State	36-14
23.	Coastal Carolina	42-11
24.	North Carolina	37-14
25.	St. John's	35-14

Sports Weekly/ESPN (5/16)

1.	Tulane	45-8
2.	Cal State Fullerton	37-12
3.	Texas	41-11
4.	Miami (Fla.)	38-12-1
5.	Oregon State	39-8
6.	Georgia Tech	37-14
7.	Nebraska	41-12
8.	Arizona	33-16
9.	LSU	35-17
10.	Florida State	46-14
11.	Rice	36-15
12.	Baylor	34-18
13.	Florida	34-18
14.	Long Beach State	35-17
15.	North Carolina	37-14-1
16.	UL Lafayette	44-12
17.	Mississippi	37-16
18.	Arkansas	37-15
19.	Tennessee	36-16
20.	USC	32-15
21.	Arizona State	30-19
22.	Stanford	29-19
23.	South Carolina	34-19
24.	College of Charleston	41-10
25.	Alabama	35-18

Collegiate Baseball (5/16)

1.	Tulane	45-8
2.	Cal State Fullerton	37-12
3.	Oregon State	39-8
4.	Texas	41-11
5.	Nebraska	41-12
6.	Georgia Tech	37-14
7.	Miami (Fla.)	38-12-1
8.	Baylor	34-18
9.	Arizona	33-16
10.	Florida State	46-14
11.	Tennessee	36-16
12.	Florida	34-18
13.	Long Beach State	35-17
14.	LSU	35-17
15.	Rice	36-15
16.	Alabama	35-18
17.	USC	32-15
18.	Arizona State	30-19
19.	UL Lafayette	44-12
20.	College of Charleston	41-10
21.	Mississippi	37-16
22.	Arkansas	37-15
23.	Coastal Carolina	42-11
24.	Clemson	33-19
25.	North Carolina	37-14-1

Still Dominating the Arizona Baseball Rivalry:

Arizona and Arizona State are the only two Division I baseball programs in the state of Arizona and have met 413 times since 1907. While Arizona leads the overall rivalry 224-189, ASU leads the series 166-107 since the school officially adopted the program as a varsity sport in 1959. Additionally, ASU has dominated the rivalry in recent years, winning 17 of the last 25 (17-8) games since 2000. Arizona won four of the five games this season, marking the first time since 1992 that the Wildcats have won a season series over the Sun Devils since 1992. Since head coach Pat Murphy took over the program in 1995, ASU is 35-20 (.636).

Recapping Last Weekend:

The Sun Devils dropped two of three games to the rival Arizona Wildcats over the weekend at Packard Stadium. Losing four of the five games this season to Arizona, ASU dropped its first season series to the Wildcats since 1992. After winning the series opener 6-2, ASU was outscored 34-8 over the last two games to lose the rivalry series. Arizona's pair of wins marked the first victories for the Wildcats at Packard Stadium since 2001, ending a seven-game losing streak in Tempe. The Sun Devils were out-hit 41-27 and .366-.262 in the series and managed only two extra base hits. Freshman shortstop Andrew Romine went 5-for-11 (.455) with hits in all three games and sophomore second baseman Seth Dhaenens hit .400 (4-for-10). The Sun Devil pitching staff was roughed up for a 10.33 ERA in the series. Junior LHP Erik Averill picked up the lone win of the series, allowing two runs on four hits in five innings. Sophomore closer Zechry Zinicola earned his fourth save of the year and 12th of his career with three scoreless innings in the series opener.

Who's Hot:

Several Sun Devils are riding hot streaks at the plate and on the mound heading into the series at Washington. Junior right fielder Travis Buck is currently the hottest Sun Devil at the plate, carrying a season-high 14-game hitting streak. Buck is hitting .475 (29-for-61) during the streak with two or more hits in 11 of those 14 games. Buck is also batting .438 (70-for-160) over his last 35 games to raise his batting average 139 points from .246 to .385. Buck ranks fourth in the Pac-10 hitting .385 (85-for-221) with 19 doubles and 36 RBI and is hitting at a .425 (34-for-80) clip in Pac-10 play. Sophomore second baseman Seth Dhaenens is hitting .411 (37-for-90) over the last 25 games to raise his season batting average 294 points from .071 to .365. Senior 1B Jeff Larish has hits in 12 of his last 15 games while batting .352 (19-for-54) over that stretch. Larish leads the Pac-10 with 16 home runs and ranks tied for fourth in the ASU record books with 44 career home runs. On the mound, junior LHP Erik Averill has won six of his last seven decisions and is 8-3 with a team-leading 3.40 ERA. Averill has a 2.96 ERA as a starter and has lasted five or more innings in 12 of his 14 starts. Junior left-handed reliever Brett Bordes has been solid out of the bullpen posting a 2.00 ERA and going 3-1 with one save in his last 17 relief appearances (6 ER, 27.0 IP). Bordes has made his last two appearances as a starter, going 0-2.

The Bonds Factor:

Since several Sun Devil hitters met with former ASU All-American and seven-time National League MVP Barry Bonds, the team's offensive numbers have improved drastically. Bonds was on campus for a press conference honoring his former coach Dr. Jim Brock on Mar. 8, and stayed after to hang around the batting cage to offer his instruction. Since meeting with Bonds, who hit .347 as a Sun Devil with 45 career home runs from 1983-85, ASU is hitting .339 (361-for-1066) to raise the team batting average 36 points from .278 to .314 and is 19-10 during that stretch. The Devils have also hit 26 of the season total 37 home runs and combined for a .484 slugging percentage. Senior slugger Jeff Larish, who worked extensively with Bonds, is hitting .355 (38-for-107) with 11 of his Pac-10 leading 16 homers. Other hitters have also benefited since listening to arguably the greatest left-handed power hitter in MLB history, with Seth Dhaenens (.407), Travis Buck (.432), J.J. Sferri (.338), Rocky Laguna (.325) and Colin Curtis (.308) all hitting over .300 over the last 29 games.

2005 ARIZONA STATE BASEBALL PROJECTED STARTING LINEUP

Arizona State Sun Devils (30-20 Overall, 11-7 Pac-10)

Batting Order	No.	Name (B/T)	Pos	Yr	BA-HR-RBI	Notes/Key Stats
1	9	Colin Curtis (L/L)	LF	So.	.322-1-33	Hits in 38 of 50 games this season and 23 of last 29.
2	2	J.J. Sferri (L/L)	CF	Fr.	.310-0-17	Hitting .360 (18-for-50) in 16 Pac-10 starts.
3	4	Travis Buck (L/R)	RF	Jr.	.385-4-36	Leads team with 28 multi-hit games.
4	11	Jeff Larish (L/R)	1B	Sr.	.319-16-49	Leads Pac-10 with 16 HR. Has hit 44 career HR.
5	37	Zechry Zinicola (R/R)	DH	So.	.280-1-10	Two-way player with hits in 10 of last 14 games.
or	18	Willy Fox (R/R)	DH	Fr.	.307-4-19	Hitting .368 (7-for-19) in his last eight games.
6	39	Tuffy Gosewisch (R/R)	C	Sr.	.321-6-52	Leads ASU and fifth in Pac-10 with 52 RBI.
7	6	Seth Dhaenens (L/R)	2B	Fr.	.365-2-22	Hitting .411 going 37-for-90 over his last 28 games.
8	12	Andrew Romine (B/R)	SS	Fr.	.304-0-20	Hits in 12 of last 15, batting .373 over that stretch.
or	14	Rocky Laguna (R/L)	DH/LF	Fr.	.312-1-25	ASU is 14-2 when Laguna hits leadoff.
or	15	Joe Persichina (L/R)	SS	So.	.218-1-13	Can backup all four infield positions.
9	5	Joey Hooft (R/R)	3B	Sr.	.290-1-24	Riding current four-game hitting streak.

Probable Pitching Rotation:

S/R	No.	Name	R/L	Yr	W-L/SV/ERA	Notes/Key Stats
SP	45	Erik Averill	LHP	Jr.	8-3/0/3.40	Lasted 5+ innings in 12 of 14 starts. Also has 3 CG.
SP	34	Jason Urquidez	RHP	Sr.	7-4/2/4.69	In last six starts has given up 14 ER runs in 34.0 IP.
S/R	49	Brett Bordes	LHP	Jr.	3-5/2/4.25	Is 3-1 with two saves and a 3.23 ERA as a reliever.
S/R	40	Pat Bresnehan	RHP	So.	3-4/0/5.79	Has had ERA rise from 3.74 to 5.79 in last seven G.
Rel	37	Zechry Zinicola	RHP	So.	3-2/4/5.40	Ranks seventh in ASU history with 12 career saves.
Rel	50	Tony Barnette	RHP	Jr.	3-1/2/7.74	Among the Pac-10 leaders with 26 appearances.

*Rotation/Starting Lineup Subject to Change



Sun Devil Baseball 2005

Buck and Larish Named To Golden Spikes Watch List:

Senior first baseman Jeff Larish and junior right fielder Travis Buck are among 40 college baseball players named to the initial watch list for the 2005 Golden Spikes Award presented by USA Baseball. The Golden Spikes Award is given annually to the top amateur baseball player in the country. Buck and Larish mark the third straight year that ASU has had a player named to the initial Golden Spikes Award watch list. Former Sun Devil All-American shortstop and current Boston Red Sox prospect Dustin Pedroia was named to the watch list in 2003 and 2004 and became ASU's seventh all-time Golden Spikes Award finalist last season. Arizona State has had three winners of the Golden Spikes Award. Bob Horner (1978), Oddibe McDowell (1984) and Mike Kelly (1991) all won the prestigious award during their Sun Devil careers. USA Baseball will announce their five finalists for the 2005 Golden Spikes Award in June. Buck and Larish are also up for the Brooks Wallace Player of the Year Award and the Xanthus Howser Trophy.

Gosewisch Named Bench Award Semi-Finalist:

Senior catcher Tuffy Gosewisch has been named a semi-finalist for the *Coleman Company-Johnny Bench Award*. The award is presented annually at the Greater Wichita Sports Banquet to the nation's top collegiate catcher. Gosewisch is one of 10 semi-finalists up for the prestigious award, including Pac-10 catchers Nick Hundley (Arizona) and Jeff Clement (USC). Gosewisch was also a semi-finalist in 2004. The three finalists will be announced June 1, 2005 and will be invited to Wichita for the 8th annual Greater Wichita Sports Banquet on June 29, 2005 at the Hyatt Regency Hotel in downtown Wichita. Legendary Hall of Fame catcher Johnny Bench will present the award to the recipient. Through 50 games against one of the toughest schedules in the nation, Gosewisch is fourth on the team batting .321 (62-for-193) with 10 doubles, six home runs and a team-leading 52 RBI. Defensively, he has started every game and has caught all but 18 innings. He has made only two errors in 403 chances for a .995 FLD% and has thrown out 18 of 52 attempted base stealers (35%).

Three Sun Devils Earn Academic Honors:

Arizona State University student-athletes Erik Averill, Travis Buck and Tuffy Gosewisch have been named to the 2005 ESPN The Magazine District 8 All-Academic Baseball Team. Averill and Buck both garnered first-team honors and will advance to the national ballot, which will be released May 31. Gosewisch was named to the second team. Buck has a cumulative 3.31 GPA while pursuing a degree in management. Averill has a cumulative 3.52 GPA while advancing towards a degree in finance and Gosewisch earned second-team honors with a 3.21 GPA as a marketing major. Arizona State was the only school to have more than one first team selection. The baseball team was voted on by CoSIDA members from within the District 8 states of Alaska, Arizona, California, Hawaii, Idaho, Nevada, Oregon, Utah and Washington, and the province of British Columbia. The trio of academic awards marks the first time since 2001 that ASU has had representation on the District 8 team. Casey Myers, Jeff Phelps and Jon Switzer all earned academic all-district honors in 2001 and Myers was the two-time Academic All-American of the Year.

Larish Climbs ASU Career Charts:

Senior Jeff Larish has made several dents in the ASU career record books... and he isn't done yet. With his Pac-10 leading 16 home runs, Larish ranks tied for fourth in ASU history with 44, only two away from tying seven-time National League MVP Barry Bonds (1983-85). Former major leaguer Bob Horner holds the all-time record with 56 home runs. The senior slugger has three multi-homer games this season and five in his career. Of his 16 home runs this season, he has hit six solo homers, five two-run shots and five three-run bombs. Twelve (12) of his 16 homers have also come on the road. Larish's 217 RBI also rank fifth in the ASU record books and his 182 walks are second. Larish is also listed seventh in career at-bats (790), sixth in total bases (460), eighth in hits (263), eighth in runs scored (205) and 10th in doubles (53). Through 50 games, Larish is hitting .319 (61-for-191) with 31 extra base hits for a .654 slugging percentage. He has been especially hot with hits in 22 of his last 29 games, going 38-for-107 (.355) to raise his batting average from .273 to .319 (46 points).

Year	Avg	GP-GS	AB	R	H	2B	3B	HR	RBI	BB	SO	SB-ATT
2002....	.328	34-33	128	31	42	4	3	3	24	29	19	0-1
2003....	.372	65-64	234	80	87	18	2	18	95	78	42	3-5
2004....	.308	57-57	237	46	73	17	0	7	49	35	50	3-7
2005....	.319	50-50	191	48	61	14	1	16	49	40	49	8-9
TOTAL...	.333	206-204	790	205	263	53	6	44	217	182	160	14-22

Buck Continues Hot Hitting:

Junior Travis Buck (Richland, Wash.) started the season slow hitting only .246 in the first 15 games, but has since heated up going 70-for-160 (.438) over the last 35 games. Buck has a current 14-game hitting streak heading into the Washington series and is hitting at a .475 (29-for-61) clip during the streak. He leads the team with 28 multi-hit games and has recorded two or more hits in 11 of the last 14 contests. The Golden Spikes, Wallace Award and *Baseball America* Player of the Year candidate leads the team hitting .385 (85-for-221) with 19 doubles, 59 runs scored, three triples, four home runs and 36 RBI. He also leads the team with 17 stolen bases to rank fourth in the Pac-10. Buck's name also appears among the league leaders in runs scored (59, 2nd), Doubles (19, 3rd), triples (3, 6th), total bases (122, 5th), hits (85, 2nd) and batting average (.385, 4th). In 175 career games as a Sun Devil, Buck has at least one hit in 136 games (78%) and has recorded 72 multi-hit games. He needs 15 more hits to become only the 21st players in ASU history to record 100 or more hits in a season. He is also vying to become only the 16th Sun Devil to hit over .400.

Year	Avg	GP-GS	AB	R	H	2B	3B	HR	RBI	BB	SO	SB-ATT
2003....	.326	66-65	239	59	78	13	3	4	46	35	28	12-14
2004....	.373	59-59	225	64	84	16	1	9	58	41	34	13-16
2005....	.385	50-50	221	59	85	19	3	4	36	19	30	17-23
TOTAL...	.361	175-174	685	182	247	48	7	17	140	95	92	42-53

ASU HEAD COACH

Pat Murphy



Since inheriting the Sun Devil program in August of 1994, Arizona State Baseball Head Coach Pat Murphy has carefully nurtured the tradition of excellence in Tempe, at the same time establishing himself as one

of the top collegiate head coaches in the nation. He has guided Arizona State to top-12 national rankings in four of the past eight seasons, including an appearance in the 1998 College World Series national championship game. Murphy has combined to go 431-216-1 in his 11 seasons in Tempe and posts an all-time 29-22 record in NCAA Tournament action. He has a career 804-387-4 record in 21 seasons as a head coach. Murphy recorded his 800th victory with a 12-5 win over UCLA on April 22, 2005. In 18 seasons split between Notre Dame and ASU, Murphy has averaged over 40 wins per season. ASU set an NCAA record scoring in 506 consecutive games from 1995-2004 and set the NCAA record with 14 grand slams in 2004.

Month by Month at ASU:

January	41-6
February	107-42
March	107-67-1
April	106-58
May	65-37
June	5-7

Pat Murphy at ASU

Record at ASU	431-216-1
Pac-10	159-122
Non-Conference	269-94-1
NCAA Tournament	20-14

Opening Day Record	9-2 (16-2 overall)
Earliest Start	Jan. 15, 1999 (Utah)
Latest Start	Feb. 6, 2004 (Florida State)

Pat Murphy Year-by-Year

Career Record: 804-387-4/21st season
Division I Record: 749-332-2/18th season
Arizona State Record: 431-216-1/11th season

Year	School	Overall
2005	Arizona State	30-20
2004	Arizona State	41-18
2003	Arizona State	54-14
2002	Arizona State	37-21
2001	Arizona State	37-20-1
2000	Arizona State	44-15
1999	Arizona State	39-21
1998	Arizona State	41-23
1997	Arizona State	39-22
1996	Arizona State	35-21
1995	Arizona State	34-21
1994	Notre Dame	46-16
1993	Notre Dame	46-16
1992	Notre Dame	48-15
1991	Notre Dame	45-16
1990	Notre Dame	46-12
1989	Notre Dame	48-19-1
1988	Notre Dame	39-22
1987	Claremont-Mudd Scripps	21-18-1
1986	Claremont-Mudd Scripps	24-16
1983	Maryville (Tenn.)	10-21-1



Sun Devil Baseball 2005

The Larish Record Watch

Career Home Runs:

1. Bob Horner (1976-78)	56
2. Mike Kelly (1989-91)	46
3. Barry Bonds (1983-85)	45
4. Jeff Larish (2002-P)	44
Dan Rumsey (1986-89)	44
6. Andrew Beinbrink (1996-99)	40
7. Casey Myers (1998-2001)	39
8. Mitch Jones (1999-2000)	38
9. Jeremy West (2001-03)	36
Ted Dyson (1983-87)	36
Mike Sodders (1980-81)	36

Career RBI:

1. Andrew Beinbrink (1996-99)	283
2. Casey Myers (1998-2001)	275
3. Clay Westlake (1973-76)	250
4. Bob Horner (1976-78)	229
5. Jeff Larish (2002-P)	217
6. Antone Williamson (1992-94)	203
7. Alvin Davis (1979-82)	200
8. Mike Kelly (1989-91)	194
Ken Landreaux (1974-76)	194
10. Alan Bannister (1970-72)	177

Career Hits:

1. Clay Westlake (1973-76)	322
2. Andrew Beinbrink (1996-99)	318
3. Casey Myers (1998-2001)	313
4. Dustin Pedroia (2002-04)	298
5. Gary Atwell (1970-73)	286
6. Mikel Moreno (1995-98)	277
7. Antone Williamson (1992-94)	264
8. Jeff Larish (2002-P)	263
9. Bob Horner (1976-78)	262
Dan Rumsey (1986-89)	261

Career Total Bases:

1. Andrew Beinbrink (1996-99)	547
2. Clay Westlake (1973-76)	505
3. Casey Myers (1998-2001)	494
4. Bob Horner (1976-78)	492
5. Dan Rumsey (1986-89)	469
6. Jeff Larish (2002-P)	460
7. Antone Williamson (1992-94)	443
8. Mike Kelly (1989-91)	439
9. Barry Bonds (1983-85)	438
10. Dustin Pedroia (2002-04)	423

Career Walks:

1. Alvin Davis (1979-82)	207
2. Jeff Larish (2002-P)	182
3. Andrew Beinbrink (1996-99)	154
4. Clay Westlake (1973-76)	148
5. Doug Newstrom (1991-93)	131

Single-Season Walks:

1. Alvin Davis (1982)	87
2. Jeff Larish (2003)	78
3. Doug Newstrom (1993)	71
4. Doug Baker (1982)	70

National/Pac-10 Awards

Pac-10 Pitcher/Player of the Week:

Travis Buck	Mar. 1
Pat Bresnehan	Mar. 29
Travis Buck	Apr. 19

National Player of the Week:

Averill (Feb. 7)	Collegiate Baseball
Averill (Feb. 8)	NCBWA

Clemens Award Watch List:

Erik Averill, Jason Urquidez

Golden Spikes Award Watch List:

Travis Buck, Jeff Larish

Wallace Award Watch List:

Travis Buck, Jeff Larish

Bench Catcher of the Year Watch List:

Tuffy Gosewisch

NCBWA Stopper of the Year Watch List:

Zechry Zinicola

Team of the Week:

SEBaseball.com	Mar. 7
CollegeBaseballInsider.com	Apr. 19

Arizona State Career Stats vs. Washington Huskies:

Player	Avg.	G	AB	R	H	RBI	2B	3B	HR	SB
Buck	.389	6	18	4	7	5	1	0	1	0
Persichina	.364	3	11	1	3	1	1	0	0	0
Gosewisch	.318	7	22	7	7	3	1	0	0	0
Zinicola	.250	3	8	1	2	0	0	0	0	0
Larish	.231	9	39	3	9	3	2	0	0	0
Dhaenens	.222	3	9	3	2	0	1	0	0	0
Curtis	.100	3	10	1	1	1	0	0	0	0

Player	ERA	W-L	SV	G	IP	H	R	ER	BB	SO
Zinicola	2.25	0-0	0	1	4.0	3	2	1	1	3
Bordes	4.50	1-0	0	2	8.0	4	4	4	8	7
Urquidez	6.23	0-1	0	1	4.1	5	5	3	4	6
Bresnehan	10.12	0-1	0	1	2.2	4	4	3	0	2
Averill	10.24	0-1	0	2	9.2	13	11	11	3	7

The Series History vs. Washington:

The Sun Devils and Huskies will be meeting on the diamond for the 22nd, 23rd and 24th time this weekend with a three-game series at Husky Ballpark. ASU leads the all-time series 13-8, but has gone just 2-3 over the last five games and 5-5 over the last 10 meetings. UW took two of three from ASU last season at Packard Stadium, winning the first (11-1) and third (8-6) games of the series. UW also won the last series at Husky Ballpark in 2003, winning two of three games. After losing three of the first four games in the series in 1998 and 1999, ASU went on to win eight straight games from 1999 through 2001, including sweeps in 2000 and 2001.

Scouting the Washington Huskies:

The Huskies entered the season ranked No. 9 in the country by Baseball America and were picked second in the preseason Pac-10 Coaches poll, but after 49 games are 28-21 overall and 7-11 in Pac-10 play. Zach Clem is hitting .340 with 12 doubles and eight home runs to lead the regular position players at the plate, while Matt Hague has come on strong lately hitting .378 with seven home runs and 25 RBI. Two-time first-team All-Pac-10 selection Brent Lillibridge is hitting .335 with 16 doubles, four triples, seven home runs and 38 RBI. 2004 Pac-10 Freshman and Pitcher of the Year Tim Lincecum is 6-6 on the season with a 3.26 ERA, but has recorded 107 strikeouts in 88.1 innings and held opponents to a Pac-10 best .178 batting average. Head coach Ken Knutson is in his 13th season coaching at Washington and owns an all-time 456-294-2 record. The Huskies have advanced to the NCAA Tournament in six of the last 12 years, including three straight seasons.

Welcome Back to the Evergreen State:

This weekend's road series at the University of Washington also acts as a homecoming for three Sun Devils. Junior right fielder Travis Buck (Richland), junior right-handed pitcher Tony Barnette (Federal Way) and sophomore left fielder Colin Curtis (Issaquah) are all Washington natives. Buck played at Richland High school and was a two-sport star for the Bombers on the diamond and hardwood. Barnette attended Thomas Jefferson High School before playing junior college baseball at Central Arizona. Curtis will be making his return to the Seattle area, having prepped at Issaquah High School and played summer baseball with several current Huskies. One of ASU's all-time great players and current Seattle Mariner Willie Bloomquist is also a Washington native having grown up in Port Orchard and prepped at high school powerhouse South Kitsap.

Lincecum vs. Curtis:

ASU sophomore outfielder Colin Curtis and UW sophomore right-handed pitcher Tim Lincecum are no stranger to each other. The pair shared Washington State Player of the Year (Seattle Times) honors in 2003 and were high school rivals at Issaquah (Curtis) and Liberty (Lincecum). Curtis was also prep teammates with UW junior RHP Matt Kasser.

2005 ARIZONA STATE BASEBALL PRESEASON AWARDS

Baseball America Preseason All-Americans:

Travis Buck - 1st team
Jeff Larish - 3rd team

Baseball America Preseason All-Pac-10:

Jeff Larish - DH
Travis Buck - OF

Baseball America Top Pac-10 Newcomers:

Andrew Romine - No. 2

Baseball America Top Pac-10 Prospects:

Travis Buck - No. 3
Jeff Larish - No. 10

Baseball America Pac-10 Best Tools:

Travis Buck - Best Outfield Arm
Travis Buck - Best Athlete
Jeff Larish - Best Strike-Zone Discipline
Zechry Zinicola - Best Fastball

Baseball America's Fab 50 By Class:

Freshman:

Andrew Romine - No. 3
J.J. Sferri - No. 33

Sophomores:

Colin Curtis - No. 26

Juniors:

Travis Buck - No. 13

Seniors:

Jeff Larish - No. 1
Jason Urquidez - No. 6

Collegiate Baseball Preseason All-Americans:

Travis Buck - 3rd team
Jason Urquidez - 3rd team
Jeff Larish - 3rd team

NCBWA Preseason All-Americans:

Travis Buck - 2nd team
Jason Urquidez - 2nd team



Sun Devil Baseball 2005

Gosewisch Among Nation's Elite Catchers:

Senior catcher Tuffy Gosewisch joins former Sun Devil Don Wakamatsu (1982-85) as the only other full-time, three-year starter at the catching position in school history. Gosewisch has started 165 games behind the plate in his career and has combined to go 174-for-525 (.331) over the last three years. This season he is fourth on the team hitting .321 (62-for-193) with six home runs and fifth fourth in the Pac-10 with 52 RBI. He has been one of ASU's most consistent hitters this season with hits in 38 of 50 games and leads the team with 15 multi-RBI games. Gosewisch was named one of 10 semi-finalists for the 2005 Johnny Bench Catcher of the Year Award, an honor he also received last season. He is a career .320 hitter with 10 home runs, 144 RBI and owns an impressive .993 fielding percentage. A top candidate for the 2005 Bench Award, Gosewisch has been nearly perfect behind the dish this year with only two errors (.995 fielding percentage) in 403 total chances. He has gunned down 18 of 52 base stealers and has not allowed a passed ball. He has caught all but 18 innings this season (out of 448.0) and showed his true "tuffness" when he played the next day after suffering a mild concussion and had several stitches after being hit by a pitch in the head against Baylor (2/25). Here is a look at Tuffy's progression at the plate in games started during his Sun Devil career:

Gosewisch as a Starting Catcher:

2002: 12 games started (1-for-29, .034)

2003: 45 games started (45-for-136, .331)

2004: 58 games started (67-for-196, .342)

2005: 50 games started (62-for-193, .321)

Year	Avg	GP-GS	AB	R	H	2B	3B	HR	RBI	BB	SO	SB-ATT
2002....	.128	30-12	39	6	5	0	0	0	2	4	12	0-0
2003....	.340	59-45	144	41	49	9	0	2	41	22	19	2-2
2004....	.342	59-58	199	36	68	14	1	2	49	31	37	0-2
2005....	.321	50-50	193	39	62	10	2	6	52	20	29	4-7
TOTAL....	.320	198-165	575	122	184	33	3	10	144	77	97	6-11

Buck Earns Fifth Pac-10 Player of the Week Honor:

Arizona State junior outfielder Travis Buck was named the Pac-10 Baseball Player of the Week for April 12-18. Buck helped lead the Sun Devils to a series sweep over nationally ranked Stanford by hitting .462 (6-for-13) with four runs scored, one double, one home run and six RBI. He also stole a base and recorded a 1269 OPS (slugging + on-base). Coming up clutch all weekend, Buck recorded multi-hit games in each victory over the Cardinal. He provided the heroics with a two-run, game-tying home run in the bottom of the ninth inning in Saturday's 6-5 come-from-behind win and had a key three-run double in Sunday's 10-9 win to clinch the sweep. The Pac-10 award was Buck's second this season, also being honored after hitting .571 (8-for-14, 6 H, 6 RBI) against Baylor. The Player of the Week honor is the fifth of Buck's career and the 76th such honor for Arizona State since the Sun Devils joined the Pac-10 in 1979. Buck becomes the first position player in school history to earn five Pac-10 Player of the Week honors and is now one award away from the school record of six set by left-handed pitcher Sean Rees (1989-91). He also won the award twice last season (Mar. 2, Mar. 9) and once during his freshman season in 2003 (Apr. 1).

Most Pac-10 Weekly Awards in School History:

Sean Rees, LHP (1989-91)	6
Travis Buck, OF (2003-P)	5
Jeremy West, 1B/DH (2001-03)	4
Antone Williamson, INF (1992-94)	4
Casey Myers, C (1998-2001)	3
Dan McKinley, OF (1995-97)	3
David Cassidy, LHP (1986-89)	3
Jon Switzer, LHP (1999-2001)	3
Mike Kelly, OF (1989-91)	3
Oddibe McDowell, OF (1983-84)	3
Oscar Rivas, LHP (1989)	3

Buck Prefers Hitting Second:

In his three seasons as a Sun Devil, junior right fielder Travis Buck has enjoyed his most success while hitting in the No. 2 spot in the lineup. In 112 career games in the No. 2 spot in the lineup, Buck is a career .415 (186-for-448) hitter with 141 runs scored, 14 home runs and 105 RBI. While hitting No. 2, Buck has accounted for 75% of his career run production (105 of 140 RBI), 77% of his runs scored (141 of 182), 82% of his home runs (14 of 17) and 75% of his total hits (186 of 247). This season Buck is hitting .448 (73-for-163) with 50 runs scored and 32 RBI in 36 games batting in the second spot. ASU is 25-11 this season when Buck hits No. 2 and 86-26 over the last three years. He has combined to hit just .257 (61-for-237) with three home runs and 35 RBI in 63 career games when not batting No. 2.

On the Road Again:

The Sun Devils will be making their eighth and final weekend road trip of the season this weekend when they travel to Seattle for a three-game Pac-10 series with the Washington Huskies. ASU has made three cross-country flights this season to New Orleans twice (LSU and Tulane) and also for a tournament at East Carolina in Greenville, N.C. The Devils have played 24 of their last 43 games on the road and opened Pac-10 play with consecutive series on the road at USC and California. Overall, ASU is 11-13 on the road this season, compared to a 19-7 record at Packard Stadium. In 24 road games, ASU is hitting .296 (261-for-881) with 21 home runs and have outscored its opponent 159-138. Redshirt freshman Rocky Laguna is ASU's leading hitter in road games, going 19-for-54 (.352).

Complete Games:

The Sun Devil pitching staff has registered four complete games this year with three coming from junior LHP Erik Averill and the most recent by sophomore RHP Pat Bresnehan against USC. The four complete games are already more than the entire season totals from 2004 (2), 2003 (1), 2001 (1), 2000 (2) and 1996 (3).

2005 Statistical Comparison

Category	ASU	UW
Games	50	49
Average	.314	.293
Runs	371	332
Hits	565	494
2B	96	92
3B	15	9
HR	37	60
SB	97	57
SLG%	.446	.465
ERA	4.92	4.26
SO	372	338
BB	165	234

Devils in the Polls...

	BA	SW	CB	NCBWA
PS	9	9	11	9
2/7	12	13	18	17
2/14	11	18	23	15
2/21	NR	RV	NR	RV
2/28	NR	RV	NR	RV
3/7	NR	RV	NR	RV
3/14	NR	RV	NR	RV
3/21	NR	RV	NR	RV
3/28	24	RV	30	28
4/4	24	25	28	29
4/11	NR	RV	NR	RV
4/18	21	20	22	22
4/25	17	20	17	20
5/2	18	22	17	21
5/9	18	24	17	22
5/16	17	22	18	20
5/23	--	--	--	--
5/30	--	--	--	--

ASU Quick Facts/Notes

2005 Team Information

Letterman Returning/Lost	15/8
Pitchers	7/4
Position Players	8/4
Starters Returning/Lost	12/5
Top Pitchers	5/1
Top Position Players	7/4
Newcomers	14

2004 in Review

Record	41-18
Home	25-9
Away	16-9
Pac-10 Record (Finish)	13-11 (4th)
Home	6-6
Away	7-5
Final Rankings	22 (BA), 20 (SW), 23 (CB)

Arizona State Postseason History

NCAA Appearances	28
NCAA Record	129-55 (.707)
CWS Appearances	18
National Championships	5
CWS Runner-Up Finishes	5
Last CWS Appearance	1998 (2nd)
College World Series Record	55-30 (.647)
Regional Titles (last)	13 (2003)

Baseball History

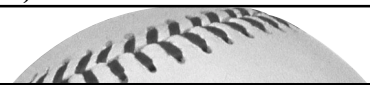
All-Time Record	2,388-1,174-6
Early Record	333-338-5
Modern Record	2,055-829-1
Packard Stadium	862-251-1 (31)
Best Record All-Time	59-8 (1973)
School Record Wins in a Season	65 ('76)

Media Relations Information

Baseball Contact	Jeff Evans
Evans' E-Mail	jeff.evans@asu.edu
Evans' Direct Line	(480) 965-6594
Evans' Cell	(480) 734-7791
Phone	(480) 965-6592
Fax	(480) 965-5408
Packard Box Phone	(480) 727-7253
Website	www.TheSunDevils.com
Evans' Record at ASU	199-92-1



Sun Devil Baseball 2005



2005 Pac-10 Baseball

Team	Pac-10	Overall
Oregon State	17-4	39-8
Arizona	14-4	34-16
USC	12-6	32-16
Arizona State	11-7	30-20
Stanford	10-8	30-19
California	11-10	32-21
Washington	7-11	28-21
UCLA	2-16	13-16
Washington State	0-18	20-32

Where ASU Ranks in the Pac-10

Does not include midweek games

Team Offensive Rankings:

Avg.	314	3rd
Runs	371	2nd
Hits	565	2nd
Doubles	97	4th
Triples	15	2nd
Home Runs	37	5th
RBI	331	2nd
OB %	397	3rd
SLG %	446	3rd
Walks	221	4th
Stolen Bases	97	1st

Team Pitching/Defense Rankings:

ERA	4.92	7th
Strikeouts	372	4th
Wins	30	5th
Saves	11	4th
Opposing Avg.	284	7th
Innings Pitched	448.0	4th
Walks	165	4th
FLD %	962	7th

Jeff Larish:

Home Runs	16	1st
Runs	48	7th
RBI	49	7th
Total Bases	125	4th
Slugging %	654	3rd
Walks	40	1st

Travis Buck:

Batting	385	4th
Hits	85	2nd
Runs	59	2nd
Doubles	19	3rd
Triples	3	6th
Total Bases	122	5th
Stolen Bases	17	4th
On Base%	443	10th

Colin Curtis:

Walks	30	7th
Stolen Bases	14	6th

Tuffy Gosewisch:

RBI	52	5th
Hit-by-Pitch	12	5th
Sac Flies	5	4th

Seth Dhaenens:

Batting	365	7th
On-Base%	464	5th

Erik Averill:

ERA	3.40	10th
Wins	8	6th
Innings	90.0	7th
Strikeouts	70	10th
Strikeouts Looking	22	10th
Games Started	14	4th

Jason Urquidez:

Pickoffs	2	2nd
----------	---	-----

Tony Barnette:

Appearances	26	5th
-------------	----	-----

Brett Bordes:

Appearances	25	8th
-------------	----	-----

ASU in the Pac-10:

The Sun Devils are currently in their 27th season in the Conference of Champions and have won three of their six league series this season for a 11-7 mark (currently fourth place). ASU owns an all-time 438-321 (.577) record in Pac-10 play and has won six conference championships (last in 2000). Since the Pac-10 North and Pac-10 South joined in 1999, ASU is 98-64 (.605) in league play and 282-129-1 overall. In 11 seasons under head coach Pat Murphy the Sun Devils own an all-time 159-122 (.566) record in Pac-10 play.

Urquidez Finishing Strong:

Senior right-handed pitcher Jason Urquidez is having a strong finish to the season and living up to his preseason billing as one of the top senior pitchers in the nation. Over his last six starts, Urquidez is 3-1 with a 3.53 ERA, allowing 16 earned runs in 38.1 IP. For the season, Urquidez is 7-4 with a 4.69 ERA. As a starter he has combined to go 4-2 with a 5.27 ERA and as a reliever is 3-2 with two saves and a 3.33 ERA (11 appearances). In two seasons as a Sun Devil, the Central Arizona College transfer is 19-7 with a 3.99 ERA. He returns for his senior season after leading the Pac-10 with 12 wins last season and was a 11th round draft pick of the Cincinnati Reds.

Year	ERA	W-L	App	GS	CG	SHO/CBO	SV	IP	H	R	ER	BB	SO
2004	3.41	12-3	19	17	1	0/1	0	97.2	90	40	37	47	94
2005	4.69	7-4	21	10	0	0/0	2	80.2	82	52	42	37	68
TOTAL	3.99	19-7	40	27	1	0/1	2	178.1	172	92	79	84	162

Averill Wins No. 20:

Junior right-handed pitcher Erik Averill won his 20th career game last weekend against Arizona. Averill is 20-9 with a 4.03 ERA in 64 career appearances (33 starts). The 20 career victories are the most by a Sun Devil since current Tampa Bay Devil Ray Jon Switzer went 23-13 from 1999-2001. Averill ranks sixth in the Pac-10 with eight wins (8-3) and is 10th in the league with a 3.40 ERA. In his 14 starts this season, Averill has lasted five or more innings 12 times and has notched three complete games. He is 8-3 with a 2.96 ERA and a 68-18 strikeout-walk ratio as a starter.

Year	ERA	W-L	App	GS	CG	SHO/CBO	SV	IP	H	R	ER	BB	SO
2003	3.66	8-2	20	15	0	0/3	0	86.0	87	41	35	19	61
2004	5.19	4-4	26	4	0	0/0	2	76.1	83	50	44	23	56
2005	3.40	8-3	18	14	3	1/0	0	90.0	92	42	34	20	70
TOTAL	4.03	20-9	64	33	3	1/3	2	252.1	262	133	113	62	187

Dhaenens Turns Season Upside Down:

Sophomore second baseman Seth Dhaenens started the season on a 1-for-14 (.071) skid, including a streak of 13 straight at-bats without a hit. Dhaenens didn't give up and has turned his season upside down by hitting .411 (37-for-90) with 23 runs, three doubles, two home runs and 22 RBI over his last 28 games. During that stretch he has raised his season batting average 294 points from .071 to .365. Overall, Dhaenens is second on the team and ranks seventh in the Pac-10 hitting .365 (38-for-104) with 22 runs and 22 RBI. The Professor (as known by his teammates) also ranks fifth in the league by hitting .413 in Pac-10 play.

From Bathboy To Center Field:

Freshman outfielder J.J. Sferra is no stranger to the batters box at Packard Stadium, only in 2005 he will be hitting there, instead of picking up bats. The son of 10th-year assistant coach Jay Sferra, the younger Sferra spent several seasons in the late 90's as ASU's bathboy, including duties at the 1998 College World Series. After a stellar prep career at Mountain Pointe High School, Sferra has become a mainstay in center field for the Sun Devils. He entered the season listed at the No. 33 top incoming freshman in the nation by Baseball America. After his first 20 starts of the season Sferra was hitting just .263 and was benched for a few games. Sferra has responded by going 24-for-63 (.381) since returning to the starting lineup. Overall, the freshman All-America candidate is seventh on the team hitting .310 (44-for-142) with four doubles, one triple and 17 RBI. Sferra is also among the team leaders hitting .360 (18-for-50) in 16 Pac-10 games. He leads the team with 13 bunt singles and also has five sacrifice hits.

Stockfisch Almost Perfect:

Freshman reserve catcher Austin Stockfisch hasn't seen a lot of action behind senior starter Tuffy Gosewisch, but he has made the most of his opportunities. The Desert Mountain product is hitting .750 (9-for-12) and at one point recorded a hit in eight consecutive at-bats. The eight straight hits are tied for third in the ASU record books and tied an ASU freshman record, last achieved by Richy Leon in 1995. The school record for consecutive hits is nine set by Mike Pagel in 1982 and Hubie Brooks in 1978. Stockfisch's eight consecutive hits came over a stretch of almost two months, starting with his first career hit against Western Illinois (3/12), and ending with single off Pac-10 ERA leader Jonah Nickerson at Oregon State (5/1). Stockfisch also has a current seven-game hitting streak, going 9-for-11 (.818) with four RBI, including a two-run single on Sunday against Arizona.

Bresnehan Named Pac-10 Pitcher of the Week:

Arizona State University sophomore right-handed pitcher Pat Bresnehan was named Pac-10 Baseball Pitcher of the Week for the week of March 22-28. Bresnehan threw a complete-game four-hitter to help lead the Sun Devils to their first Pac-10 victory of the year with a commanding 17-1 win over USC on Mar. 25. A day after six ASU pitchers combined for nine walks and three hit batters, Bresnehan got ASU back on the winning track and helped save the bullpen with his first career complete game. He did not allow an earned run and scattered four singles to pick up his second victory of the season. For the season, Bresnehan is 3-4 with a 5.79 ERA. The Pitcher of the Week honor is the first for Bresnehan and the 46th selection all-time for Arizona State. Current senior RHP Jason Urquidez also earned Pac-10 Pitcher of the Week honors last season.



Sun Devil Baseball 2005

Triple Your Pleasure:

After 50 games the Sun Devils have 15 triples to rank second in the Pac-10 and have already surpassed the entire season total of seven from last season. Travis Buck ranks third in the league with three triples, while Rocky Laguna, Andrew Romine, Joe Persichina and Tuffy Gosewisch each have a pair of triples to rank tied for ninth. In 59 games last season, ASU had only seven triples, ranking 245th out of 285 teams in the NCAA.

Buck and Larish Rated Among Top 50 College Prospects:

Junior 3B/OF Travis Buck and Senior 1B/OF Jeff Larish were both rated in the top 50 in Baseball America's annual midseason report rating the top college prospects for the upcoming MLB June Amateur Draft. Buck was ranked No. 17 and the No. 2 outfielder behind Winthrop's Daniel Carte. Larish was ranked No. 40 and is the top listed senior position player. Nebraska third baseman Alex Gordon, a teammate of Buck's on the 2004 USA Baseball National Team, was selected as the top college prospect.

The Sparkplug From Yuma:

Redshirt freshman Rocky Laguna has been a sparkplug for the Sun Devils this season, leading ASU to victory in 14 of the 16 games he has batted in the top spot in the lineup. The Yuma native (Kofa HS) has recorded a hit in 11 of his last 16 games (with an official at-bat) and two or more hits in seven of those games. Overall, Laguna is hitting .312 (34-for-109) with 23 runs, 10 doubles, two triples, one home run and 25 RBI. He has notched 11 multi-hit games and six games with two or more RBI. Laguna has started 27 games this season, with 10 coming at DH, 14 in right field and three in left field. He hit .361 (22-for-61) in non-conference play and is batting .250 (12-for-48) in Pac-10 play.

Welcome To the Show:

A total of 17 players have made their ASU debuts this season. Four newcomers were in the starting lineup on opening night against Long Beach State, including Joey Hooft (DH), Andrew Romine (SS), J.J. Sferra (CF) and Vinny Biancamano (2B). Freshman LHP Drew Bowman made his debut in the Maroon and Gold against Oregon State, becoming the 11th true freshman have made it into a game this season. ASU has now started six true freshman and two redshirt freshman position players this season. The Sun Devil roster consists of 18 of 30 active players that have never seen action before this season.

Hitting Streaks:

Eight Sun Devils currently have hitting streaks of two or more games heading into the weekend series against Washington. Junior right fielder Travis Buck has the longest current hitting streak at 14 games, going 29-for-61 (.475) with 16 runs, and 11 RBI during the streak. Freshman reserve catcher Austin Stockfisch has a current seven-game streak and recently had a string of hits in eight consecutive at-bats. Freshman shortstop Andrew Romine is also working on a season-high six-game streak in which he is batting .500 (11-for-22). Here is a look at ASU players with current hitting streaks:

Player	Current Streak	Statistics During Streak
Travis Buck	14 Games	.475, 29-for-61, 16 R, 5 2B, 2 HR, 8 SB, 11 RBI
Austin Stockfisch	7 Games	.818, 9-for-11, 3 R, 4 RBI
Andrew Romine	6 Games	.500, 11-for-22, 2 R, 4 RBI
Colin Curtis	4 Games	.312, 5-for-16, 2 R, 2B, 2 RBI
Joey Hooft	4 Games	.250, 4-for-16, 3 R, 2B, RBI
Seth Dhaenens	3 Games	.400, 4-for-10, 2 R, RBI
J.J. Sferra	2 Games	.250, 2-for-8
Jeff Larish	2 Games	.222, 2-for-9, R, 2B, RBI

A Tough Slate For The Sun Devils:

After having the top-rated non-conference schedule in the nation last season, the Sun Devil baseball program has set another challenging slate for the 2005 season. ASU has played 28 of its first 50 games against teams that have been ranked in the national polls at some point this season. ASU currently has the No. 15 RPI, No. 9 ISR and the No. 2 rated schedule in the nation as computed on Boydsworld.com. Here is a look at the games ASU has played against ranked opponents this season and their current records (through 5/16):

Team	Games	Ranking vs. ASU	Current Ranking	Highest Ranking	Current Record
Tulane	3	#1 (BA)	#1 (CB)	#1 (BA/CB)	45-8
North Carolina	1	#4 (CB)	#15 (SW)	#4 (CB)	37-14-1
LSU	2	#5 (CB/BA/SW)	#9 (SW)	#2 (BA)	35-17
Arizona	5	#7 (CB)/#8 (BA)	#8 (BA)	#6 (BA)	34-16
Baylor	3	#8 (BA)	#8 (CB)	#8 (BA/CB)	35-18
Long Beach State	3	#14 (CB)	#10 (BA)	#9 (CB)	35-17
Oregon State	4	#6 (BA)	#3 (BA)	#3 (BA)	39-8
USC	3	#21 (BA)	#21 (BA)	#21 (CB/BA)	32-16
East Carolina	1	NR	NR	#25 (BA)	32-21

Devils Facing Big League Arms:

The Sun Devils will face their 12th preseason All-American pitcher this weekend when they square off against University of Washington ace Tim Lincecum. Lincecum was the 2004 Pac-10 Freshman and Pitcher of the Year and was rated by Baseball America as the No. 9 sophomore in the nation by *Baseball America*. In addition to Lincecum, who is 6-6 with a 3.26 ERA, the Sun Devils have already faced John Meloan (Arizona), Dallas Buck (Oregon State), Ian Kennedy (USC), Cesar Ramos (Long Beach State), Brian Bogusevic (Tulane), Micah Owings (Tulane), Neil Jamison (Long Beach State), P.J. Walters (South Alabama), Mark McCormick (Baylor), Mark Romanczuk (Stanford) and Andrew Miller (North Carolina). ASU also beat a pair of second-round (Trey Taylor) and third-round (Cory VanAllen) draft picks during the Baylor series.

All-Time NCAA Victories

School	Record
1. Fordham (146)	3,199-1,606-42
2. Texas (108)	2,915-1,009-30
3. USC (110)	2,496-1,279-28
4. Michigan (137)	2,410-1,358-37
5. Stanford (111)	2,403-1,498-32
6. Arizona State (93)	2,358-1,154-6
7. WSU (109)	2,330-1,3720-17
8. Arizona (100)	2,309-1,206-22
9. Clemson (107)	2,267-1,260-29
10. Harvard (136)	2,254-1,422-32
11. Florida St. (57)	2,235-823-9
12. N. Carolina (114)	2,194-1,298-36
13. Illinois (125)	2,187-1,327-34
14. Minnesota (113)	2,179-1,277-26
15. California (123)	2,170-1,597-13
16. Miss. St. (114)	2,140-1,204-28
17. Texas A&M (102)	2,136-1,207-34
18. Alabama (111)	2,130-1,214-23
19. Yale (139)	2,115-1,833-42
20. Ohio State (121)	2,112-1,362-41

* Prior to start of 2005 Baseball Season *

Winningest Teams of the Decade (2000-04)

School	Record	Pct.
1. Southern	188-59	.761
2. Notre Dame	241-79-1	.752
3. Oral Roberts	236-78	.752
4. South Carolina	260-87	.749
5. Rice	246-83	.748
6. Stanford	245-83	.747
7. Florida State	259-88-1	.746
8. Texas	247-97	.718
9. Georgia Tech	231-91	.717
10. Miami (Fla.)	223-90-2	.711
11. East Carolina	219-89-2	.710
12. Nebraska	231-95	.709
13. Arizona State	213-88-1	.707
14. Florida Atlantic	219-97	.693
15. LSU	231-102-2	.693
16. CS Fullerton	220-99	.690
17. Wichita State	231-105	.688
18. UCF	213-98	.685
19. Clemson	224-105	.681
20. Tulane	216-101-1	.681

* Prior to start of 2005 Baseball Season *

ALL-TOURNAMENT

Bob Schaefer Memorial Tournament:

J.J. Sferra
Erik Averill
Tuffy Gosewisch
Colin Curtis
Andrew Romine

Coca-Cola Spring Training Classic:

Erik Averill
Jeff Larish
Joey Hooft
Joe Persichina

Kings of the Draft:

Over the last 11 years, ASU leads all colleges with 87 draft picks. In addition, ASU has had 332 all-time draft picks, including 21 first-rounders. Here is a look at the top colleges for producing players for the annual MLB June Amateur Draft over the last 11 years (1994-2004):

Arizona State	87
Miami (Fla.)	80
Cal State Fullerton	78
Stanford	74
Long Beach State	73
Rice	67
LSU	67
Texas A&M	67
USC	65
Wichita State	64



Sun Devil Baseball 2005

Media Information:

Baseball Contact: Jeff Evans
SID Phone: (480) 965-6592
Evans Cell: (480) 734-7791
Evans' Direct Line: (480) 965-6594
SID Fax: (480) 965-5408
Press Box: (480) 727-7253
Evans' E-Mail: jeff.evans@asu.edu
Website: www.TheSunDevils.com
Mailing Address:
 Carson Center Room 131
 Media Relations
 Arizona State University
 Tempe, AZ 85287-2505

Interviews:

All interviews with players and the coaching staff need to be cleared through the ASU media relations office and Jeff Evans. If you wish to talk to any Sun Devil player or head coach Pat Murphy, please contact Evans via the above information.

Media Guides:

Media guides will be available to working press only and can be purchased by fans at home games at Packard Stadium for \$8. Press guides will not be distributed to fans from the press box or the media relations office. The 2005 ASU Baseball Media Guide is also available on the world wide web at thesundevils.com in .pdf format.

Game Notes and Statistics:

Game notes and statistics will be distributed to all working media and scouts on game days at Packard Stadium. Copies will also be made available in the press box. The statistics are for working press, scouts and coaches only. A complete statistical book containing box score, play-by-play and game notes will also be available in the press box for working media following each home game. All information will be made available to fans and ASU supporters through the school's official athletic website, www.thesundevils.com.

Live Stats/GameTracker:

While only certain games can be accessed by radio either through the internet or in the greater Phoenix area, every home game and selected road games can be tracked through live statistical updates on ASU's official website, www.TheSunDevils.com.



Big League Devils:

Six Sun Devils, with two more on the disabled list, are currently on major league rosters. Former Sun Devil outfielder Chris Duffy made his MLB debut with the Pittsburgh Pirates, becoming the 81st Sun Devil to play in the major leagues, but is back in Triple-A. Willie Bloomquist (Seattle Mariners), Paul Lo Duca (Florida Marlins), Jon Switzer (Tampa Bay Devil Rays) and Jacob Cruz (Cincinnati Reds) have also played this season, while seven-time National League MVP Barry Bonds (San Francisco Giants) and Fernando Vina (Detroit Tigers) are both on the disabled list. In addition, two former Sun Devils, Don Wakamatsu (Texas Rangers) and Jeff Pentland (Kansas City Royals), are coaches in the big leagues. Several recent Devils are also climbing within the minor league ranks, including Dustin Pedroia (AA, Portland Sea Dogs), Andre Ethier (AA, Midland Rock Hounds), Mitch Jones (AAA, Columbus Clippers), Brooks Conrad (AAA, Round Rock Express) and Mike Esposito (AAA, Colorado Sky Sox). Through March 17, Pedroia is hitting .338 (44-for-130) with nine doubles, five home runs and 25 RBI.

Team Speed:

The Sun Devils lead the Pac-10 with 97 stolen bases and are 97-for-131 (74%) on the season and are also 31-for-43 (72%) in Pac-10 play. Junior Travis Buck is fourth in the Pac-10 with 17 stolen bases and sophomore Colin Curtis ranks sixth with 14. Redshirt freshman Rocky Laguna tied the ASU single-game record with four stolen bases against New Mexico State (2/7) and added three more against Wright State (4/1). A total of 13 different Sun Devils have recorded a stolen base and 11 players have two or more steals. Senior Jeff Larish had a successful straight steal of home in the series finale vs. Stanford (4/17), marking the first steal of home since Colin Curtis swiped home plate in 2004 vs. Lamar. The Sun Devils also entered the record books with eight stolen bases against UCLA (4/24), tying for fourth in single-game history. ASU had only 56 total stolen bases in 59 games last season.

Most Stolen Bases:

10	Southern Utah (Feb. 1, 2001)
9	Grand Canyon (Apr. 27, 1982)
9	Arizona (Feb. 28, 1999)
8	UCLA (Apr. 24, 2005)
8	Southern Utah (Feb. 8, 1995)
8	St. Francis (Feb. 23, 1995)
7	8 times, last vs. St. John's (Mar. 9, 2002)

A Classy Gesture:

Prior to ASU's game against East Carolina (3/5), every player and coach of the Sun Devil baseball team made its way from the playing field to the press box to pay honor to former ECU coach Keith LeClair. The team came up to LeClair's special area in the press box to speak to the former ECU coach who is battling Lou Gehrig's Disease. They presented LeClair and his family an Arizona State jersey signed by every member of the program and expressed their gratitude for being one of the first teams to play at the new stadium named in his honor (Clark-LeClair Stadium).

Climbing RPI:

The Sun Devils have the No. 15 rated projected RPI in the country. Helped in part by what is widely considered the toughest non-conference schedule in the nation, ASU has played over half of its games (28 of 50) against teams that have been ranked in the national polls at some point this season. ASU also has the No. 9 ISR and No. 2 SoS (strength of schedule). Here is a look at this week's RPI top 20 as available on BoydsWorld.com (as of May 17):

1. Texas631	11. LSU604
2. Tulane623	12. Oregon State604
3. Miami (Fla.)623	13. Florida603
4. Baylor621	14. Clemson601
5. Georgia Tech620	15. Arizona State599
6. Ole Miss612	16. Auburn598
7. College of Charleston612	17. Arkansas598
8. Cal State Fullerton610	18. Coastal Carolina596
9. North Carolina610	19. Long Beach State593
10. North Carolina State604	20. UL Lafayette590

Just a Walk in the Park For Larish:

Senior 1B Jeff Larish leads the Pac-10 with 40 walks, including 28 walks in the last 27 games (9 IBB). He also ranks second in ASU history with 182 career walks (see list on page 4) and has recorded at least one walk in 126 of 206 career games. His 78 walks in 2003 are second most in ASU single-season history and he is only the second player in school history to join the 70/70 (RBI/BB) club in a season. Former major leaguer Alvin Davis recorded 87 walks and 91 RBI in 1982 and holds the school record with 207 career walks. Additionally, the third-team preseason All-American (*Collegiate Baseball/Baseball America*) has recorded 44 career multi-walk games, 79 multi-hit games, 58 multi-RBI contests and 103 career extra base hits for a .582 slugging percentage. He has recorded a hit in 77% of his games played (159 of 206) and has five career multi-home run games (three this season). Larish jumped into the national spotlight during his sophomore season (2003) in which he was named a first-team All-American after hitting .372 (87-for-234) with 80 runs, 18 doubles, 18 home runs, 95 RBI and 78 walks. Larish was also a first-team Summer All-American in 2003 after leading the USA Baseball National Team to a silver medal in the Pan Am Games in Santo Domingo, Dominican Republic and led Team USA with 23 RBI and eight home runs.



Sun Devil Baseball 2005

Team USA Connections:

Junior right fielder Travis Buck faced another one of his Team USA teammates last weekend when Arizona outfielder Trevor Crowe came to Tempe for the three-game Pac-10 series. 2003 Natoinal Team Member Jeff Larish will play against teammate Brent Lillibridge from the squad that won the silver medal at the Pan Am Games in Santo Domingo, Dominican Republic. Buck was named a first-team Summer All-American by *Baseball America* after hitting .412 (28-for-68) with six multi-hit games, two home runs and 14 RBI. He was a big part of Team USA's impressive end-of-the-summer run that saw the Red, White and Blue win the gold medal at the FISU World University Baseball Championship in Tainan, Taiwan. He became the seventh Sun Devil since 1998 to play on the USA Baseball National Team. Of the 22 players on the 2004 National Team, Buck will play against nine of his summer teammates (Troy Tulowitzki, Jed Lowrie, John Mayberry Jr., Trevor Crowe, Mark Romanczuk, Ian Kennedy, Jeff Clement, Daniel Bard, Cesar Ramos).

It's All About Family For Romine, Gosewisch, Bordes and Sferra:

Father/son combinations and brothers have played a unique part of the storied history of Arizona State Baseball. In all, four father/son combinations have played at Arizona State including current freshman shortstop Andrew Romine and his father, Kevin. Kevin Romine played at ASU from 1981-82 and later went on to play seven years with the Boston Red Sox. He holds the ASU career batting average record hitting .408 (223-for-547) and helped lead ASU to the 1981 National Championship. Assistant coach Jay J. Sferra will also get the chance to coach his son, freshman outfielder J.J. Sferra. Father Eddie Bane (1971-73) and son Jaymie Bane (1997), Casey Myers (1998-2001) and his father Clint Myers (1971-73) and Brian Berger (2000) and his father Bill Berger (1970-73) round out the four father/son combos to don the Sun Devil uniform. Nine sets of brothers have graced the ASU rosters through the years, including senior catcher Tuffy Gosewisch and his brother Chip (1996-99) and junior pitcher Brett Bordes and his freshman brother Greg. The other brother combinations include Chris (1975-78) and Sal (1964-65) Bando, Kevin (1978-81) and Pat (1980-82) Dukes, Byron (1979), Dale (1976-79) and Larry (1976-78) Eiler, Greg (1968) and Skip (1964) Hancock, Darrell (1974-77) and Dwayne (1979) Jackson, Jeff (1994) and Mike (1993) Rensmeyer, and John (1971-73) and Tom (1973-75) Sain. Of the nine sets of brothers, four sets played at least one year together at Arizona State.

Zinicola Moves Into Seventh in Record Books For Career Saves:

Sophomore RHP Zechry Zinicola was named to the preseason NCBWA Stopper of the Year Watch List and leads the Sun Devils with four saves this season. With three scoreless innings last weekend against Arizona, Zinicola notched his fourth save of the year and 12 of his career to rank seventh place in the ASU record books. He is now just one save away from sixth place (Dave Graybill, 1982-84). Zinicola tied the ASU freshman record with eight saves last season and owns a career 6-2 record with a 3.77 ERA in 34 career relief appearances. Here is a look at ASU's career saves leaders:

ASU Career Saves Leaders:

1. Doug Nurnberg (1965-67)	25
2. Kevin Dukes (1978-81)	20
3. Noah Peery (1993-94)	17
Ryan Schroyer (2001-03)	17
5. Ryan Bradley (1995-97)	16
6. Dave Graybill (1982-84)	13
7. Zechry Zinicola (2004-P)	12
8. Mitch Dean (1976-80)	11
9. Eric Doble (1999-2001)	10

Curtis Coming of Age:

Sophomore center fielder Colin Curtis is third on the team batting .322 (64-for-199) and has recorded at least one hit in 38 of 50 games. Curtis is also among the team leaders with 33 RBI, 30 walks and 14 stolen bases. In addition, Curtis has recorded 20 multi-hit games and has nine games with two or more RBI. He set a career-high with four hits in ASU's 7-6 loss in 14 innings to Arizona (2/15) and also came up with the game-winning single with two outs in the bottom of the ninth inning in a 11-10 win over New Mexico State (2/7). He was named honorable mention All-Pac-10 last season after hitting .300 (57-for-190) with five home runs, 36 RBI and 12 stolen bases.

Year	Avg	GP-GS	AB	R	H	2B	3B	HR	RBI	BB	SO	SB-ATT
2004.....	.300	57-57	190	37	57	11	0	5	36	38	39	12-14
2005.....	.322	50-50	199	38	64	11	1	1	33	30	28	14-19
TOTAL...	.311	107-107	389	75	121	22	1	6	69	68	67	26-33

A Record Breaking Ninth Inning:

The Sun Devils set or tied three school records during the amazing 15-run ninth inning in the 30-13 win over Western Illinois. ASU set a record by recording 16 hits in the inning and sent 21 batters to the plate in the frame. The 15 runs tied a school record, last achieved against Stanford in 1980, and the 16 hits bettered the old record of 12 set against California in 1997. ASU also tied a school record by recording eight consecutive hits in the inning. Travis Buck (single), Colin Curtis (double), Austin Stockfisch (single), Jeff Larish (home run), Willy Fox (double), Joe Persichina (double), Seth Dhaenens (home run) and Greg Bordes (double) to put their names aside a piece of Sun Devil Baseball history. Fox alone went 3-for-3 in the inning falling just a triple short of hitting for the cycle.

Paul Lo Duca Added To ASU Wall of Distinction:

Former Arizona State catcher Paul Lo Duca became the 14th player to have his jersey honored on the outfield fence at Packard Stadium during a special pregame ceremony before ASU's season opener against nationally ranked Long Beach State. Lo Duca's #16 jersey was added to the outfield wall at Packard, recognizing him as one of the elite players to ever play in the program.

ASU in Postseason Play:

Arizona State has made 28 appearances in the NCAA Tournament and five straight from 2000-04. The Sun Devils have advanced to the postseason in seven of head coach Pat Murphy's 10 seasons in Tempe, including playing for the national championship in 1998. ASU has an all-time 129-55 record in the NCAA Tournament and has won five national championships to rank second among all NCAA schools (1965, 67, 69, 77, 81). The Devils have also made 18 trips to Omaha and the College World Series.

Roster Breakdown

2	J.J. Sferra, OF
3	Jeff Landry, UTL
4	Travis Buck, OF/3B
5	Joey Hooft, 3B
6	Seth Dhaenens, UTL
7	Vinny Biancamano, 2B
9	Colin Curtis, OF
10	Tim Esmay, Asst. Coach (3B)
11	Jeff Larish, 1B/OF
12	Andrew Romine, SS
13	Austin Stockfisch, C
14	Rocky Laguna, OF
15	Joe Persichina, 2B
16	Greg Bordes, UTL
17	Seth Garrison, RHP
18	Willy Fox, 1B
19	Joel Bocchi, C
21	Quentin Andes, RHP
25	Eric Williams, OF
28	Eric Sogard, 3B
30	Drew Bowman, LHP
31	Kevin Dryanski, RHP
34	Jason Urquidez, RHP
36	DJ Butler, OF
37	Zechry Zinicola, RHP/DH
38	Jack Krawczyk, Asst. Coach
39	Tuffy Gosewisch, C
40	Pat Bresnehan, RHP
41	Josh Satow, LHP
42	Pat Murphy, Head Coach
45	Erik Averill, LHP
47	Ty Marotz, RHP
49	Brett Bordes, LHP
50	Tony Barnette, RHP
62	Jay J. Sferra, Asst. Coach (1B)

By Position

Catchers	3
Pitchers	12
Infielders	13
Outfielders	7

*players with multi-positions included

By Class

Seniors	6
Juniors	5
Sophomores	6
Freshmen	14

By State

Arizona	14
California	7
Washington	3
New York	1
Illinois	1
New Mexico	1
Nevada	1
Massachusetts	1
Colorado	1
Texas	1

Batting

Righties	14
Lefties	12
Switch	5

Pitching

Righties	8
Lefties	4



Sun Devil Baseball 2005

Drafted Devils

Urquidez	2004	Reds (11th)
Larish	2004	Dodgers (13th)
Bowman	2004	Brewers (21st)
Biancamano	2004	Royals (35th)
Romine	2004	Phillies (36th)
Andes	2003	Twins (34th)
Bresnehan	2003	Royals (23rd)
Zinicola	2003	Braves (43rd)
Curtis	2003	Reds (50th)
Buck	2002	Mariners (23rd)
Dhaenens	2002	Red Sox (50th)
Urquidez	2002	Devil Rays (48th)
Larish	2001	Cubs (32nd)

The .400 Club

Player	Avg.	Year
Paul Lo Duca	.446	1993
Mark Ermer	.439	1999
Roger Schmuck	.434	1971
Hubie Brooks	.432	1978
Mike Sodders	.424	1981
Dan McKinley	.423	1997
Chris Bando	.415	1978
Willie Bloomquist	.414	1998
Casey Myers	.412	2000
Bob Horner	.412	1978
Kevin Romine	.410	1981
Kevin Romine	.406	1982
Ken Landreaux	.406	1976
Oddibe McDowell	.405	1984
Dustin Pedroia	.404	2003
Andrew Beinbrink	.402	1999

ASU Pac-10 POW

Year:	Players	Pitchers
2005	2	1
2004	3	1
2003	5	2
2002	3	2
2001	1	1
2000	4	3
1999	2	2
1998	4	3
1997	4	1
1996	4	0
1995	2	3
Last 10:	33	19
1994	4	3
1993	5	2
1992	2	1
1991	1	3
1990	4	7
1989	5	5
1988	2	2
1987	4	4
1986	1	—
1985	3	—
1984	5	—
1983	1	—
1982	1	—
1981	4	—
Total:	76	46

ASU and Team USA

Top College Programs for Team USA:

1.	Stanford	76
2.	USC	42
3.	Georgia Tech	41
	Cal State Fullerton	41
	Miami (Fla.)	41
6.	Florida State	34
7.	Clemson	31
8.	Arizona State	30
9.	Wichita State	29
10.	Texas	26
	Texas A&M	26

*number reflects an addition of (A) total # of USA National Team players produced from 1984-2004, (B) total # of participations by those players and (C) total # of years (out of 21) the program has produced at least one USA National Team player. ASU has had a player on Team USA in nine of the 21 years, including at least one player in six of the last seven years.

NCAA Record Consecutive Games Scoring Streak Ends at 506:

The Sun Devils had a piece of history come to an end when their NCAA record 506 consecutive games scoring streak came to an end Feb. 15, 2004 against Oklahoma. The Sooners ended a streak that began April 8, 1995, a day after the USC Trojans shut out the Sun Devils during Pat Murphy's first year at ASU. "The Streak" saw the Devils go 338-167-1 during the 506-game stretch, scoring 4,755 runs (9.40 per game average) from 1995-2004. The Devils made history on April 7, 2001 when they scored at least one run in their 350th consecutive game, breaking the 12-year-old NCAA record exactly six years to the day when they were last shut out. ASU was shut out 9-0 in that game on April 7, 1995 at Dedeaux Field by left-hander Randy Flores. Coastal Carolina previously held the NCAA record at 349 games set from 1983-1989. ASU also had a stretch of 278 games without being shut out from 1990 to 1994, meaning the program has only been shutout in four games dating back to the 1990 season. Notable pitchers the Devils have faced during the streak include Mark Prior (USC), Jeremy Guthrie (Stanford), Barry Zito (USC), Kirk Saarloos (CS Fullerton), Jason Young (Stanford), Ben Diggins (Arizona), Adam Johnson (CS Fullerton), Ryan Drese (Cal), Jeff Weaver (Fresno State), Chad Hutchinson (Stanford), Abe Alvarez and Adam Pettyjohn (Fresno State).

NCAA Record Consecutive Game Scoring Streaks:

Arizona State	506	April 8, 1995 - Feb. 14, 2004
Coastal Carolina	349	April 16, 1983 - April 10, 1989
Wichita State	332	March 13, 1996 - Feb. 23, 2001
Nebraska	331	May 3, 1998 - June 1, 2003
Florida State	326	April 29, 1984 - Feb. 25, 1989

ASU And Team USA Connections:

Arizona State baseball has had a long-standing tradition of sending players to play for the USA Baseball National team during the summers. In a recent poll distributed by USA Baseball, ASU ranked No. 8 as a supplier to the National Team. With the selection of Travis Buck to the 2004 USA Baseball National Team, ASU has now had 10 players and 11 total selections don the Red, White and Blue for Team USA since 1984. ASU has also had at least one player on Team USA in six of the last seven years. Buck helped Team USA win the Gold Medal in the FISU World University Baseball Championships last summer in Tainan, Taiwan. Larish was a member of the 2003 squad that finished the summer with a 27-2 record and won a silver medal in the Pan Am Games.

ASU Players on Team USA:

Oddibe McDowell	1984
Jim Austin	1990
Kaipo Spenser	1995
Willie Bloomquist	1998
Jon Switzer	2000
Casey Myers	2000
Mike Esposito	2001
Dustin Pedroia	2002, 2003
Jeff Larish	2003
Travis Buck	2004

Sun Devil Baseball NCAA Tournament History:

NCAA Appearances	28	Record in District 7	12-1
All-Time NCAA Record	129-55	CWS Appearances	18
Regional Appearances	20	CWS Titles	5
Regional Titles	13	CWS Runners-up	5
Record in Regionals	59-20	CWS Third-Place Finishes	4
Super Regional Record	1-2	Record at CWS	55-30 (.647)
District 7 Appearances	6		

NCAA Tournament Breakdown

NCAA Titles By School

1. USC	12
2. Arizona State	5
Texas	5
LSU	5
5. Miami (Fla.)	4
CS Fullerton	4

College World Series Wins

1. USC	74
2. Texas	73
3. Arizona State	55
4. Miami	45
5. Oklahoma State	38
Stanford	38

NCAA Tournament Wins

1. Texas	193
2. USC	170
3. Miami	153
4. Florida State	145
5. Arizona State	129

CWS Appearances

1. Texas	31
2. USC	21
Miami	21
4. Oklahoma State	19
5. Arizona State	18
Florida State	18

Years in NCAA Tournament

1. Texas	48
2. Florida State	42
3. USC	35
4. Oklahoma State	33
Miami (Fla.)	33
9. Arizona State	28



The Series History

Arizona State vs. Washington

<u>Date</u>	<u>ASU W/L</u>	<u>Score</u>	<u>Site</u>
3/27/98	L	6-8	Seattle
3/28/98	L	6-7	Seattle
3/29/98	W	7-6	Seattle
5/7/99	L	3-5	Seattle
5/8/99	W	7-6	Seattle
5/9/99	W	13-8	Seattle
5/12/00	W	25-5	Tempe
5/13/00	W	17-5	Tempe
5/14/00	W	13-2	Tempe
5/12/01	W	11-6 (10)	Seattle
5/13/01	W	7-3	Seattle
5/14/01	W	17-1 (7)	Seattle
3/28/02	L	11-14	Mesa
3/29/02	W	8-3	Mesa
3/30/02	W	13-6	Mesa
5/17/03	L	1-5	Seattle
5/18/03	W	11-3	Seattle
5/19/03	L	4-6	Seattle
3/26/04	L	1-11	Tempe
3/27/04	W	9-4	Tempe
3/28/04	L	6-8	Tempe

Series Totals: 13-8 (ASU leads)

at ASU: 6-3

at UW: 7-5

Arizona State Career Stats vs. Washington Huskies:

Player	Avg.	G	AB	R	H	RBI	2B	3B	HR	SB
Buck	.389	6	18	4	7	5	1	0	1	0
Persichina	.364	3	11	1	3	1	1	0	0	0
Gosewisch	.318	7	22	7	7	3	1	0	0	0
Zinicola	.250	3	8	1	2	0	0	0	0	0
Larish	.231	9	39	3	9	3	2	0	0	0
Dhaenens	.222	3	9	3	2	0	1	0	0	0
Curtis	.100	3	10	1	1	1	0	0	0	0

Player	ERA	W-L	SV	G	IP	H	R	ER	BB	SO
Zinicola	2.25	0-0	0	1	4.0	3	2	1	1	3
Bordes	4.50	1-0	0	2	8.0	4	4	4	8	7
Urquidez	6.23	0-1	0	1	4.1	5	5	3	4	6
Bresnehan	10.12	0-1	0	1	2.2	4	4	3	0	2
Averill	10.24	0-1	0	2	9.2	13	11	11	3	7

Career Stats vs. Washington

Erik Averill

Year	ERA	W-L	App	GS	CG	SHO/CBO	SV	IP	H	R	ER	BB	SO	2B	3B	HR	BF	B/Avg	WP	HBP	SFA	SHA
2003....	9.00	0-1	1	1	0	0/0	0	5.0	5	5	5	1	4	1	0	2	21	.263	1	0	0	1
2004....	11.57	0-0	1	0	0	0/0	0	4.2	8	6	6	2	3	1	0	2	24	.400	0	1	1	0
TOTAL...	10.24	0-1	2	1	0	0/0	0	9.2	13	11	11	3	7	2	0	4	45	.333	1	1	1	1

Brett Bordes

Year	ERA	W-L	App	GS	CG	SHO/CBO	SV	IP	H	R	ER	BB	SO	2B	3B	HR	BF	B/Avg	WP	HBP	SFA	SHA
2003....	0.00	0-0	1	0	0	0/0	0	2.0	0	0	0	3	1	0	0	0	8	.000	0	0	0	0
2004....	6.00	1-0	1	1	0	0/0	0	6.0	4	4	4	5	6	1	0	0	28	.182	1	1	0	0
TOTAL...	4.50	1-0	2	1	0	0/0	0	8.0	4	4	4	8	7	1	0	0	36	.148	1	1	0	0

Pat Bresnehan

Year	ERA	W-L	App	GS	CG	SHO/CBO	SV	IP	H	R	ER	BB	SO	2B	3B	HR	BF	B/Avg	WP	HBP	SFA	SHA
2004....	10.12	0-1	1	0	0	0/0	0	2.2	4	4	3	0	2	1	0	1	13	.333	0	1	0	0
TOTAL...	10.12	0-1	1	0	0	0/0	0	2.2	4	4	3	0	2	1	0	1	13	.333	0	1	0	0

Travis Buck

Year	Avg	GP-GS	AB	R	H	2B	3B	HR	RBI	TB	SLG%	BB	HBP	SO	GDP	OB%	SF	SH	SB-ATT	PO	A	E	FLD%
2003....	.444	3-3	9	2	4	1	0	0	2	5	.556	3	0	1	0	.583	0	0	0-0	7	0	0	1.000
2004....	.333	3-3	9	2	3	0	0	1	3	6	.667	3	0	1	0	.462	1	1	0-0	6	0	0	1.000
TOTAL...	.389	6-6	18	4	7	1	0	1	5	11	.611	6	0	2	0	.520	1	1	0-0	13	0	0	1.000

Colin Curtis

Year	Avg	GP-GS	AB	R	H	2B	3B	HR	RBI	TB	SLG%	BB	HBP	SO	GDP	OB%	SF	SH	SB-ATT	PO	A	E	FLD%
2004....	.100	3-3	10	1	1	0	0	0	1	1	.100	3	0	2	0	.308	0	0	0-0	11	0	0	1.000
TOTAL...	.100	3-3	10	1	1	0	0	0	1	1	.100	3	0	2	0	.308	0	0	0-0	11	0	0	1.000

Seth Dhaenens

Year	Avg	GP-GS	AB	R	H	2B	3B	HR	RBI	TB	SLG%	BB	HBP	SO	GDP	OB%	SF	SH	SB-ATT	PO	A	E	FLD%
2004....	.222	3-3	9	3	2	1	0	0	0	3	.333	3	0	0	1	.417	0	0	0-0	3	2	0	1.000
TOTAL...	.222	3-3	9	3	2	1	0	0	0	3	.333	3	0	0	1	.417	0	0	0-0	3	2	0	1.000

Tuffy Gosewisch

Year	Avg	GP-GS	AB	R	H	2B	3B	HR	RBI	TB	SLG%	BB	HBP	SO	GDP	OB%	SF	SH	SB-ATT	PO	A	E	FLD%
2002....	.000	1-1	3	1	0	0	0	0	0	0	.000	0	0	1	0	.000	0	0	0-0	4	0	1	.800
2003....	.300	3-3	10	3	3	1	0	0	2	4	.400	2	0	5	0	.417	0	0	0-0	13	1	0	1.000
2004....	.444	3-3	9	3	4	0	0	0	1	4	.444	3	2	0	0	.643	0	0	0-0	22	2	1	.960
TOTAL...	.318	7-7	22	7	7	1	0	0	3	8	.364	5	2	6	0	.483	0	0	0-0	39	3	2	.955

Jeff Larish

Year	Avg	GP-GS	AB	R	H	2B	3B	HR	RBI	TB	SLG%	BB	HBP	SO	GDP	OB%	SF	SH	SB-ATT	PO	A	E	FLD%
2002....	.333	3-2	12	2	4	1	0	0	3	5	.417	1	0	3	0	.385	0	0	0-0	0	0	0	.000
2003....	.214	3-3	14	1	3	1	0	0	0	4	.286	1	0	2	1	.267	0	0	0-1	24	0	1	.960
2004....	.154	3-3	13	0	2	0	0	0	0	2	.154	1	0	2	0	.214	0	0	0-0	7	1	0	1.000
TOTAL...	.231	9-8	39	3	9	2	0	0	3	11	.282	3	0	7	1	.286	0	0	0-1	31	1	1	.970

Joe Persichina

Year	Avg	GP-GS	AB	R	H	2B	3B	HR	RBI	TB	SLG%	BB	HBP	SO	GDP	OB%	SF	SH	SB-ATT	PO	A	E	FLD%
2004....	.364	3-3	11	1	4	1	0	0	1	5	.455	1	0	1	0	.417	0	0	0-0	19	1	1	.952
TOTAL...	.364	3-3	11	1	4	1	0	0	1	5	.455	1	0	1	0	.417	0	0	0-0	19	1	1	.952

Jason Urquidez

Year	ERA	W-L	App	GS	CG	SHO/CBO	SV	IP	H	R	ER	BB	SO	2B	3B	HR	BF	B/Avg	WP	HBP	SFA	SHA
2004....	6.23	0-1	1	1	0	0/0	0	4.1	5	5	3	4	6	3	0	1	23	.278	0	0	1	0
TOTAL...	6.23	0-1	1	1	0	0/0	0	4.1	5	5	3	4	6	3	0	1	23	.278	0	0	1	0

Zechry Zinicola

Year	Avg	GP-GS	AB	R	H	2B	3B	HR	RBI	TB	SLG%	BB	HBP	SO	GDP	OB%	SF	SH	SB-ATT	PO	A	E	FLD%
2004....	.250	3-3	8	1	2	0	0	0	0	2	.250	1	0	2	0	.333	0	0	0-0	0	0	0	.000
TOTAL...	.250	3-3	8	1	2	0	0	0	0	2	.250	1	0	2	0	.333	0	0	0-0	0	0	0	.000

Year	ERA	W-L	App	GS	CG	SHO/CBO	SV	IP	H	R	ER	BB	SO	2B	3B	HR	BF	B/Avg	WP	HBP	SFA	SHA
2004....	2.25	0-0	1	1	0	0/0	0	4.0	3	2	1	1	3	2	0	0	16	.200	1	0	0	0
TOTAL...	2.25	0-0	1	1	0	0/0	0	4.0	3	2	1	1	3	2	0	0	16	.200	1	0	0	0

Career Stats vs. Washington Hitters

Washington Batters vs. ASU Pitcher -- Erik Averill

Batter	Avg	AB	H	RBI	2B	3B	HR	BB	HBP	SO	GDP	SF	SH	SB-ATT	Slug%	OB%
Clem	1.000	1	1	2	0	0	1	0	1	0	0	0	0	0-0	4.000	1.000
Lane	1.000	1	1	0	0	0	0	0	0	0	0	0	0	0-0	1.000	1.000
Lillibridge	.500	6	3	3	1	0	0	0	0	2	0	0	0	1-1	.667	.500
T. Johnson	.500	2	1	0	0	0	0	1	0	0	0	0	0	0-0	.500	.667
Larsen	.400	5	2	1	0	0	1	0	0	1	0	0	0	0-0	1.000	.400
Totals	.333	39	13	11	2	0	4	3	1	7	0	1	1	1-1	.692	.386

Washington Batters vs. ASU Pitcher -- Bordes, B.

Batter	Avg	AB	H	RBI	2B	3B	HR	BB	HBP	SO	GDP	SF	SH	SB-ATT	Slug%	OB%
Clem	.333	3	1	1	1	0	0	0	0	1	0	0	0	0-0	.667	.333
Lillibridge	.250	4	1	1	0	0	0	0	0	2	0	0	0	0-0	.250	.250
Isaacson	.000	3	0	0	0	0	0	0	1	1	0	0	0	0-0	.000	.250
Larsen	.000	1	0	1	0	0	0	2	0	1	0	0	0	0-0	.000	.667
Totals	.148	27	4	4	1	0	0	8	1	7	0	0	0	0-0	.185	.361

Washington Batters vs. ASU Pitcher -- Bresnehan

Batter	Avg	AB	H	RBI	2B	3B	HR	BB	HBP	SO	GDP	SF	SH	SB-ATT	Slug%	OB%
Clem	1.000	2	2	6	0	0	1	0	0	0	0	0	0	0-0	2.500	1.000
Lillibridge	.500	2	1	0	1	0	0	0	0	1	0	0	0	0-0	1.000	.500
Lane	.000	2	0	0	0	0	0	0	0	0	1	0	0	0-0	.000	.000
T. Johnson	.000	1	0	0	0	0	0	0	0	1	0	0	0	0-0	.000	.000
Larsen	.000	1	0	0	0	0	0	0	0	0	0	0	0	0-0	.000	.000
Totals	.333	12	4	6	1	0	1	0	1	2	1	0	0	2-2	.667	.385

Washington Batters vs. ASU Pitcher -- Urquidez

Batter	Avg	AB	H	RBI	2B	3B	HR	BB	HBP	SO	GDP	SF	SH	SB-ATT	Slug%	OB%
Lane	.667	3	2	1	1	0	0	0	0	1	0	0	0	0-0	1.000	.667
Lillibridge	.333	3	1	1	1	0	0	0	0	2	0	0	0	0-0	.667	.333
Clem	.000	3	0	0	0	0	0	0	0	2	0	0	0	0-0	.000	.000
Larsen	.000	1	0	0	0	0	0	1	0	0	0	0	0	0-0	.000	.500
T. Johnson	.000	0	0	1	0	0	0	1	0	0	0	0	1	1-1	.000	.500
Totals	.278	18	5	5	3	0	1	4	0	6	0	0	1	2-2	.611	.391

Washington Batters vs. ASU Pitcher -- Zinicola

Batter	Avg	AB	H	RBI	2B	3B	HR	BB	HBP	SO	GDP	SF	SH	SB-ATT	Slug%	OB%
Clem	.500	2	1	0	0	0	0	0	0	1	0	0	0	0-0	.500	.500
Lane	.500	2	1	1	1	0	0	0	0	1	0	0	0	0-0	1.000	.500
Lillibridge	.000	2	0	0	0	0	0	0	0	0	0	0	0	0-0	.000	.000
Larsen	.000	2	0	0	0	0	0	0	0	0	0	0	0	0-0	.000	.000
T. Johnson	.000	0	0	0	0	0	0	1	0	0	0	0	0	0-0	.000	1.000
Totals	.200	15	3	1	2	0	0	1	0	3	0	0	0	0-0	.333	.250

Career Stats vs. Washington Pitchers

Washington Pitchers vs. ASU Batter -- Travis Buck

Pitcher	Avg	AB	H	RBI	2B	3B	HR	BB	HBP	SO	GDP	SF	SH	SB-ATT	Slug%	OB%
Lentz	1.000	1	1	0	0	0	0	1	0	0	0	0	0	0-0	1.000	1.000
Dowling	.500	2	1	0	0	0	0	1	0	0	0	1	0	0-0	.500	.667
Lincecum	.000	1	0	1	0	0	0	1	0	0	0	0	1	0-0	.000	.333
Everitt	.000	1	0	0	0	0	0	1	0	0	0	0	0	0-0	.000	.500
Totals	.389	18	7	5	1	0	1	6	0	2	0	1	1	0-0	.611	.520

Washington Pitchers vs. ASU Batter -- Colin Curtis

Pitcher	Avg	AB	H	RBI	2B	3B	HR	BB	HBP	SO	GDP	SF	SH	SB-ATT	Slug%	OB%
Lincecum	.000	3	0	0	0	0	0	0	0	2	0	0	0	0-0	.000	.000
Dowling	.000	2	0	0	0	0	0	0	0	0	0	0	0	0-0	.000	.000
Everitt	.000	0	0	1	0	0	0	2	0	0	0	0	0	0-0	.000	1.000
Lentz	.000	0	0	0	0	0	0	1	0	0	0	0	0	0-0	.000	1.000
Totals	.100	10	1	1	0	0	0	3	0	2	0	0	0	0-0	.100	.308

Washington Pitchers vs. ASU Batter -- Seth Dhaenens

Pitcher	Avg	AB	H	RBI	2B	3B	HR	BB	HBP	SO	GDP	SF	SH	SB-ATT	Slug%	OB%
Lincecum	.667	3	2	0	1	0	0	0	0	0	0	0	0	0-0	1.000	.667
Dowling	.000	2	0	0	0	0	0	0	0	0	0	0	0	0-0	.000	.000
Everitt	.000	1	0	0	0	0	0	0	0	0	0	0	0	0-0	.000	.000
Lentz	.000	0	0	0	0	0	0	1	0	0	0	0	0	0-0	.000	1.000
Totals	.222	9	2	0	1	0	0	3	0	0	1	0	0	0-0	.333	.417

Washington Pitchers vs. ASU Batter -- Tuffy Gosewisch

Pitcher	Avg	AB	H	RBI	2B	3B	HR	BB	HBP	SO	GDP	SF	SH	SB-ATT	Slug%	OB%
Everitt	.500	2	1	1	0	0	0	0	0	0	0	0	0	0-0	.500	.500
Lincecum	.500	2	1	0	0	0	0	1	0	0	0	0	0	0-0	.500	.667
Dowling	.500	2	1	0	0	0	0	1	1	1	0	0	0	0-0	.500	.750
Lentz	.000	1	0	0	0	0	0	0	0	0	0	0	0	0-0	.000	.000
Totals	.318	22	7	3	1	0	0	5	2	6	0	0	0	0-0	.364	.483

Washington Pitchers vs. ASU Batter -- Jeff Larish

Pitcher	Avg	AB	H	RBI	2B	3B	HR	BB	HBP	SO	GDP	SF	SH	SB-ATT	Slug%	OB%
Everitt	.500	2	1	0	0	0	0	0	0	0	0	0	0	0-0	.500	.500
Lincecum	.333	3	1	0	0	0	0	0	0	2	0	0	0	0-0	.333	.333
Dowling	.000	2	0	0	0	0	0	2	0	0	0	0	0	0-0	.000	.500
Lentz	.000	1	0	0	0	0	0	0	0	0	0	0	0	0-0	.000	.000
Totals	.231	39	9	3	2	0	0	3	0	7	1	0	0	0-1	.282	.286

Washington Pitchers vs. ASU Batter -- Joe Persichina

Pitcher	Avg	AB	H	RBI	2B	3B	HR	BB	HBP	SO	GDP	SF	SH	SB-ATT	Slug%	OB%
Dowling	.500	2	1	1	1	0	0	0	0	0	0	0	0	0-0	1.000	.500
Lincecum	.000	2	0	0	0	0	0	1	0	1	0	0	0	0-0	.000	.333
Everitt	.000	1	0	0	0	0	0	0	0	0	0	0	0	0-0	.000	.000
Lentz	.000	1	0	0	0	0	0	0	0	0	0	0	0	0-0	.000	.000
Totals	.364	11	4	1	1	0	0	1	0	1	0	0	0	0-0	.455	.417

Washington Pitchers vs. ASU Batter -- Zechry Zinicola

Pitcher	Avg	AB	H	RBI	2B	3B	HR	BB	HBP	SO	GDP	SF	SH	SB-ATT	Slug%	OB%
Everitt	1.000	1	1	0	0	0	0	1	0	0	0	0	0	0-0	1.000	1.000
Lincecum	.333	3	1	0	0	0	0	0	0	1	0	0	0	0-0	.333	.333
Dowling	.000	2	0	0	0	0	0	0	0	1	0	0	0	0-0	.000	.000
Totals	.250	8	2	0	0	0	0	1	0	2	0	0	0	0-0	.250	.333

Sun Devil Baseball 2005

2005 Arizona State Baseball Game-by-Game Results

(30-20 Overall, 11-7 Pac-10, 19-7 Packard Stadium, 11-13 Away, 11-15 Ranked Opponents)

Date	Opponent	W-L	Score	Att.	ASU Pitcher	ASU R-H-E-LOB	Record	Notes
1/28	Long Beach State (#14)	L	3-7	4,783	Averill (0-1)	3-11-3-9	0-1	Curtis 3x4, 3B, 2 RBI. ASU loses season opener.
1/29	Long Beach State (#14)	W	8-6	2,926	Zinicola (1-0)	8-11-0-8	1-1	Sferra 2x4, 2 RBI, GW 1B. Hooft 3x4, 2 R, RBI.
1/30	Long Beach State (#14)	L	1-11	2,823	Bordes (0-1)	1-9-1-8	1-2	Zinicola/Gosewisch 2x4 as ASU loses series to LBSU
2/4	New Mexico State\$	W	12-0	2,163	Averill (1-1)	12-15-0-10	2-2	Averill, CG shutout, 14 K's. Larish 4x4, 4 RBI.
2/5	Gonzaga\$	W	10-8	2,073	Urquidez (1-0)	10-14-4-8	3-2	Sferra/Biancamano/Romine 8-for-11, 5 RBI.
2/6	Oregon State\$	L	6-12	2,099	Bordes (0-2)	6-8-5-6	3-3	ASU commits 5 errors. Gosewisch 2-R HR.
2/7	New Mexico State\$	W	11-10	2,547	Zinicola (2-0)	11-15-2-8	4-3	Curtis RBI single in ninth caps 3-run ninth.
2/12	South Alabama#	W	7-2	1,003	Averill (2-1)	7-10-2-6	5-3	Averill CG, 5 H, 8 K. Larish 2x4, 2 RBI, HR.
2/12	Oklahoma#	W	7-5	678	Barnette (1-0)	7-12-1-6	6-3	Larish 2x4, 4 RBI, HR. Barnette 0 R, 3.2 IP.
2/13	Gonzaga#	L	0-2	456	Zinicola (2-1)	0-4-2-6	6-4	ASU limited to four hits. Persichina 2x3.
2/15	at Arizona (#9)	L	6-7 (14)	1,310	Marotz (0-1)	6-11-3-12	6-5	Arizona hits walk-off 2-R HR in 14th.
2/18	at Tulane (#1)	L	2-8	3,784	Urquidez (1-1)	2-6-2-8	6-6	Curtis 2-for-3. Tulane scores three in 1st inning.
2/19	at Tulane (#1)	L	2-7	7,435	Averill (2-2)	2-10-1-8	6-7	Gosewisch 3-for-4, 2 RBI. Tulane scores 5 in 6th.
2/20	at Tulane (#1)	L	3-9	3,085	Bresnehan (0-1)	3-8-1-6	6-8	Fox 1-for-3, HR, 2 RBI in first career start.
2/23	at Arizona (#7)	L	5-11	1,714	Barnette (1-1)	5-9-2-10	6-9	Larish 2-for-3, 2 HR. Arizona scored 9 2-out runs.
2/25	Baylor (#8)	W	5-3	2,627	Urquidez (2-1)	5-5-2-5	7-9	Buck 2-for-4, Grand Slam HR in 7th inning.
2/26	Baylor (#8)	W	12-4	2,603	Bordes (1-2)	12-16-1-7	8-9	Buck 4-for-5. Fox 2-for-4, HR, 4 RBI.
2/27	Baylor (#8)	L	7-8 (10)	2,799	Urquidez (2-2)	7-9-5-6	8-10	Buck 2-for-5. ASU commits 5 errors for 4 UER.
3/4	vs. North Carolina& (#4)	W	4-3 (11)	4,410	Urquidez (3-2)	4-8-1-14	9-10	Urquidez 5.1 IP, 0 H, 0 R, 9 K's to earn victory.
3/5	at East Carolina&	W	10-3	5,023	Averill (3-2)	10-5-1-2	10-10	Gosewisch 2-for-4, 4 RBI. Larish 3-R HR.
3/6	vs. Ohio State%	W	3-0	3,368	Bresnehan (1-1)	3-8-3-8	11-10	Bresnehan/Bordes combine for 6-hit shutout.
3/11	at LSU (#5)	L	5-6	7,298	Zinicola (2-2)	5-9-0-6	11-11	Laguna 2-for-4, 2 RBI. Bullpen 4.1 IP, 0 R.
3/12	vs. Western Illinois^	W	19-1	375	Averill (4-2)	19-23-1-9	12-11	Buck 4x6, 2 3B. Larish 3x6, 2 HR, 5 RBI.
3/13	vs. Western Illinois^	W	30-13	175	Satow (1-0)	30-25-2-13	13-11	ASU sets school record with 35 hits.
3/13	at LSU (#5)	L	3-20	7,422	Bresnehan (1-2)	3-6-3-5	13-12	Gosewisch 1-for-4, 2 RBI, HR.
3/18	Oklahoma	W	5-4	3,516	Urquidez (4-2)	5-10-1-9	14-12	Larish 2x3, 2 BB, walk-off HR in 9th inning.
3/19	Oklahoma	W	5-1	2,915	Averill (5-2)	5-6-2-7	15-12	Averill CG victory with 7 K and 1 UER.
3/20	Oklahoma	W	6-5	3,375	Barnette (2-1)	6-9-0-10	16-12	Buck 3x4, 3 R, RBI. Hooft 3-run double.
3/24	at USC* (#21)	L	8-9	318	Bordes (1-3)	8-11-1-7	16-13	Buck 3x5, 2 2B. Pitchers walk nine in loss.
3/25	at USC* (#21)	W	17-1	738	Bresnehan (2-2)	17-22-4-14	17-13	Bresnehan CG, 4 H, 0 ER. Gosewisch 5x6, 4 RBI.
3/26	at USC* (#21)	W	2-1 (10)	852	Bordes (2-3)	2-5-0-9	18-13	Larish 1-for-2, HR, 2 RBI, GW SF.
4/1	Wright State	W	13-1	2,163	Averill (6-2)	13-16-2-10	19-13	Averill 5 IP, 0 R, 5 K. Hooft 2x3, 3B, 2 RBI.
4/2	Wright State	W	11-3	2,273	Bresnehan (3-2)	11-13-0-12	20-13	Gosewisch 3x5, 4 RBI. Laguna 2x2, 3 R, RBI.
4/3	Wright State	W	14-1	2,077	Urquidez (5-2)	14-15-0-10	21-13	Laguna 3x4, 4 RBI, HR. Larish 2x5, 2B, HR.
4/9	at California (Gm-1)*	W	11-7	472	Bordes (3-3)	11-13-0-12	22-13	Buck 3x4, 2 RBI. Hooft GW solo home run.
4/9	at California (Gm-2)*	L	3-7	403	Bresnehan (3-3)	3-10-1-8	22-14	Curtis 3x4. Larish 2x3, 2 2B.
4/10	at California*	L	3-4	513	Urquidez (5-3)	3-8-0-5	22-15	Cal scores two in ninth off Urquidez to win.
4/15	Stanford* (#14)	W	9-2	2,842	Averill (7-2)	9-12-0-4	23-15	Averill scatters five hits, two runs in 8.0 IP.
4/16	Stanford* (#14)	W	6-5	3,337	Marotz (1-1)	6-9-2-12	24-15	Devils score three in ninth for walk-off win.
4/17	Stanford* (#14)	W	10-9	3,004	Barnette (3-1)	10-11-0-9	25-15	Buck hits 3-R double in 7-run sixth inning.
4/22	UCLA*	W	12-5	2,543	Marotz (2-1)	12-17-2-11	26-15	Buck, Sferra three hits each. Gosewisch HR.
4/23	UCLA*	W	16-2	2,687	Urquidez (6-3)	16-18-0-9	27-15	Buck, Sferra four hits each. Bordes 3.0 IP, 0 R.
4/24	UCLA*	W	10-8	2,259	Zinicola (3-2)	10-16-1-10	28-15	Buck 3-for-4. Larish 2-R GW HR in 6th.
4/29	at Oregon State* (#6)	L	6-5	1,791	Averill (7-3)	5-9-0-6	28-16	Larish 3-for-4, 2-R HR.
4/30	at Oregon State* (#6)	W	3-1	2,012	Urquidez (7-3)	3-11-0-9	29-16	Urquidez/Zinicola combine on five-hitter.
5/1	at Oregon State* (#6)	L	5-1	2,120	Bresnehan (3-4)	1-8-1-9	29-17	Larish 2-for-3, RBI. Buck 2-for-4, R.
5/4	Utah Valley State	L	9-6	2,081	Bordes (3-4)	6-12-2-8	29-18	Buck 2-for-4, HR, 2 R.
5/14	Arizona* (#7)	W	6-2	3,374	Averill (8-3)	6-8-0-9	30-18	Zinicola earns save with 3.0 scoreless innings.
5/15	Arizona* (#7)	L	7-16	3,521	Urquidez (7-4)	7-9-6-7	30-19	Sun Devils commit season-high six errors.
5/16	Arizona* (#8)	L	1-18	3,312	Bordes (3-5)	1-10-1-12	30-20	Big innings cost Devils and have 12 LOB.
5/20	at Washington*		6:30 p.m.					
5/21	at Washington*		1 p.m.					
5/22	at Washington*		1 p.m.					
5/27	Washington State*		6:30 p.m.					
5/28	Washington State*		6:30 p.m.					
5/29	Washington State*		1 p.m.					

* Pac-10 Game

\$ Bob Schaefer Memorial Tournament (Packard Stadium)


Coca-Cola Spring Training College Baseball Classic (Surprise, Ariz.)

& Keith LeClair Invitational at East Carolina

^ Games played in Baton Rouge, La.



Sun Devil Baseball 2005



Arizona State Sun Devil Baseball Overall Statistics

Record: 30-20 Home: 19-7 Away: 5-12 Neutral: 6-1 Pac-10: 11-7

Player	AVG	GP-GS	AB	R	H	2B	3B	HR	RBI	TB	SLG%	BB	HBP	SO	GDP	OB%	SF	SH	SB-ATT	PO	A	E	FLD%
4 Travis Buck.....	.385	50-50	221	59	85	19	3	4	36	122	.552	19	5	30	5	.443	1	3	17-23	72	33	5	.955
6 Seth Dhaenens....	.365	39-25	104	23	38	3	0	2	22	47	.452	17	3	22	1	.464	1	3	8-10	47	82	9	.935
9 Colin Curtis.....	.322	50-50	199	38	64	11	1	1	33	80	.402	30	4	28	5	.415	3	3	14-19	74	0	2	.974
39 Tuffy Gosewisch..	.321	50-50	193	39	62	10	2	6	52	94	.487	20	12	29	2	.409	5	1	4-7	358	43	2	.995
11 Jeff Larish.....	.319	50-50	191	48	61	14	1	16	49	125	.654	40	3	49	3	.441	2	3	8-9	393	23	7	.983
14 Rocky Laguna.....	.312	42-27	109	23	34	10	2	1	25	51	.468	18	6	28	2	.433	1	0	10-11	36	4	2	.952
2 J.J. Sferra.....	.310	44-40	142	26	44	4	1	0	17	50	.352	9	2	18	1	.357	1	5	5-12	66	1	2	.971
18 Willy Fox.....	.307	32-14	75	18	23	4	0	4	19	39	.520	6	5	21	1	.395	0	0	6-6	3	0	0	1.000
12 Andrew Romine....	.304	44-42	138	25	42	4	2	0	20	50	.362	8	1	19	1	.345	1	4	10-12	77	107	13	.934
5 Joey Hooft.....	.290	39-39	145	23	42	7	1	1	24	54	.372	12	3	20	2	.352	2	0	9-14	26	65	7	.929
37 Zechry Zinicola..	.280	26-15	75	11	21	3	0	1	10	27	.360	4	1	12	1	.321	1	0	0-0	45	12	2	.966
15 Joe Persichina...	.218	46-25	101	17	22	4	2	1	13	33	.327	13	2	20	4	.314	2	2	4-4	87	69	4	.975

13 Austin Stockfisch	.750	15-0	12	4	9	0	0	0	4	9	.750	1	1	0	0	.786	0	0	0-0	17	1	0	1.000
25 Eric Williams....	.500	7-0	2	1	1	0	0	0	1	1	.500	1	0	1	0	.667	0	0	0-0	1	0	0	1.000
7 Vinny Biancamano.	.220	25-10	41	8	9	2	0	0	3	11	.268	4	1	12	2	.304	0	0	0-1	10	17	6	.818
16 Greg Bordes.....	.200	12-2	5	1	1	1	0	0	0	2	.400	1	0	1	1	.333	0	0	0-1	5	9	2	.875
28 Eric Sogard.....	.167	15-2	18	4	3	0	0	0	2	3	.167	3	0	3	0	.286	0	0	0-0	4	6	2	.833
36 DJ Butler.....	.143	15-3	14	1	2	0	0	0	1	2	.143	2	1	7	0	.278	1	0	1-1	3	0	0	1.000
3 Jeff Landry.....	.143	16-4	14	2	2	0	0	0	0	2	.143	3	0	5	0	.294	0	0	1-1	4	12	3	.842
Totals.....	.314	50-50	1799	371	565	96	15	37	331	802	.446	211	50	325	31	.397	21	24	97-131	1344	569	75	.962
Opponents.....	.284	50-50	1767	298	501	102	14	40	276	751	.425	165	46	372	40	.358	13	37	35-62	1312	588	78	.961

LOB - Team (424), Opp (386). DPs turned - Team (48), Opp (37). CI - Team (0), Opp (2). IBB - Team (14), Larish 11, Curtis 2, Gosewisch 1, Opp (11). Picked off - Buck 2, Romine 1, Hooft 1.

(All games Sorted by Earned run avg)

Player	ERA	W-L	APP	GS	CG	SHO/CBO	SV	IP	H	R	ER	BB	SO	2B	3B	HR	AB	B/Avg	WP	HBP	BK	SFA	SHA
45 Erik Averill.....	3.40	8-3	18	14	3	1/0	0	90.0	92	42	34	20	70	20	1	6	345	.267	3	7	0	1	8
49 Brett Bordes.....	4.25	3-5	25	4	0	0/1	2	55.0	51	32	26	15	33	13	0	5	204	.250	1	2	1	2	6
34 Jason Urquidez...	4.69	7-4	21	10	0	0/0	2	80.2	82	52	42	37	68	18	1	9	315	.260	5	5	2	3	5
37 Zechry Zinicola..	5.40	3-2	20	7	0	0/0	4	51.2	48	38	31	32	44	13	1	5	193	.249	6	11	0	1	6
40 Pat Bresnehan....	5.79	3-4	20	11	1	0/1	0	65.1	77	46	42	26	63	7	4	6	265	.291	4	11	1	2	3
50 Tony Barnette....	7.74	3-1	26	3	0	0/0	2	43.0	64	43	37	17	47	16	1	2	190	.337	0	6	0	1	3

21 Quentin Andes....	0.00	0-0	3	0	0	0/0	0	2.0	2	0	0	2	1	0	0	0	7	.286	0	1	0	0	0
47 Ty Marotz.....	4.64	2-1	13	1	0	0/0	0	21.1	27	12	11	3	21	4	1	3	85	.318	0	0	0	1	0
31 Kevin Dryanski...	4.96	0-0	10	0	0	0/0	0	16.1	23	11	9	2	7	3	3	3	62	.371	3	2	0	1	4
17 Seth Garrison....	6.14	0-0	11	0	0	0/0	1	14.2	22	13	10	6	17	7	2	0	65	.338	1	1	1	0	2
41 Josh Satow.....	6.75	1-0	4	0	0	0/0	0	8.0	13	9	6	5	1	1	0	1	36	.361	0	0	0	1	0
Totals.....	4.92	30-20	50	50	4	2/1	11	448.0	501	298	245	165	372	102	14	40	1767	.284	23	46	5	13	37
Opponents.....	6.44	20-30	50	50	0	1/1	12	437.1	565	371	313	211	325	96	15	37	1799	.314	31	50	18	21	24

PB - Team (0), Opp (6). Pickoffs - Team (8), Zinicola 3, Urquidez 2, Bresnehan 1, Averill 1, Gosewisch 1, Opp (4). SBA/ATT - Gosewisch (34-52), Bresnehan (13-17), Averill (3-10), Bordes, B. (4-8), Urquidez (3-7), Marotz (2-5), Barnette (4-5), Zinicola (3-5), Garrison (2-3), Dryanski (1-2).



Sun Devil Baseball 2005



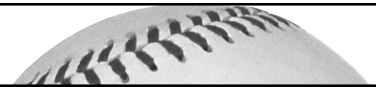
Arizona State Sun Devil Baseball Fielding Statistics

2005 Arizona State Sun Devil Baseball
Overall Statistics for Arizona State (as of May 17, 2005)
(All games Sorted by Fielding pct)

Player	C	PO	A	E	FLD%	DPs	SBA	CSB	SBA%	PB	CI
13 Austin Stockfisch	18	17	1	0	1.000	0	0	0	---	0	0
17 Seth Garrison....	4	1	3	0	1.000	0	2	1	.667	0	0
31 Kevin Dryanski...	4	0	4	0	1.000	0	1	1	.500	0	0
18 Willy Fox.....	3	3	0	0	1.000	0	0	0	---	0	0
36 DJ Butler.....	3	3	0	0	1.000	0	0	0	---	0	0
47 Ty Marotz.....	1	0	1	0	1.000	1	2	3	.400	0	0
41 Josh Satow.....	1	0	1	0	1.000	0	0	0	---	0	0
25 Eric Williams....	1	1	0	0	1.000	0	0	0	---	0	0
39 Tuffy Gosewisch..	403	358	43	2	.995	3	34	18	.654	0	0
11 Jeff Larish.....	423	393	23	7	.983	35	0	0	---	0	0
15 Joe Persichina...	160	87	69	4	.975	20	0	0	---	0	0
9 Colin Curtis.....	76	74	0	2	.974	0	0	0	---	0	0
2 J.J. Sferra.....	69	66	1	2	.971	0	0	0	---	0	0
37 Zechry Zinicola..	59	45	12	2	.966	4	3	2	.600	0	0
34 Jason Urquidez...	25	3	21	1	.960	2	3	4	.429	0	0
49 Brett Bordes.....	23	4	18	1	.957	1	4	4	.500	0	0
4 Travis Buck.....	110	72	33	5	.955	6	0	0	---	0	0
14 Rocky Laguna.....	42	36	4	2	.952	1	0	0	---	0	0
6 Seth Dhaenens....	138	47	82	9	.935	18	0	0	---	0	0
12 Andrew Romine....	197	77	107	13	.934	23	0	0	---	0	0
5 Joey Hooft.....	98	26	65	7	.929	5	0	0	---	0	0
45 Erik Averill.....	26	3	21	2	.923	1	3	7	.300	0	0
50 Tony Barnette....	9	2	6	1	.889	1	4	1	.800	0	0
16 Greg Bordes.....	16	5	9	2	.875	2	0	0	---	0	0
40 Pat Bresnehan....	15	3	10	2	.867	0	13	4	.765	0	0
3 Jeff Landry.....	19	4	12	3	.842	1	0	0	---	0	0
28 Eric Sogard.....	12	4	6	2	.833	0	0	0	---	0	0
7 Vinny Biancamano.	33	10	17	6	.818	8	0	0	---	0	0
30 Drew Bowman.....	0	0	0	0	.000	0	0	0	---	0	0
21 Quentin Andes....	0	0	0	0	.000	0	0	0	---	0	0
Totals.....	1988	1344	569	75	.962	48	35	27	.565	0	0
Opponents.....	1978	1312	588	78	.961	37	97	34	.740	6	2



Sun Devil Baseball 2005



Arizona State Sun Devil Baseball Pac-10 Statistics

Record: 11-7 Home: 7-2 Away: 4-5 Pac-10: 11-7

Player	AVG	GP-GS	AB	R	H	2B	3B	HR	RBI	TB	SLG%	BB	HBP	SO	GDP	OB%	SF	SH	SB-ATT	PO	A	E	FLD%
13 Austin Stockfisch	.667	6-0	6	1	4	0	0	0	3	4	.667	1	1	0	0	.750	0	0	0-0	1	0	0	1.000
4 Travis Buck.....	.425	18-18	80	21	34	9	0	1	13	46	.575	7	1	11	3	.477	0	3	9-10	26	12	1	.974
6 Seth Dhaenens....	.413	18-18	63	13	26	3	0	0	11	29	.460	11	1	14	1	.500	1	3	5-7	30	50	4	.952
12 Andrew Romine....	.368	12-10	38	5	14	0	0	0	4	14	.368	1	0	6	0	.385	0	1	3-3	19	29	3	.941
2 J.J. Sferra.....	.360	16-16	50	8	18	1	0	0	10	19	.380	5	2	4	0	.439	0	2	1-3	25	1	0	1.000
7 Vinny Biancamano.	.333	4-0	6	1	2	0	0	0	0	2	.333	0	0	1	0	.333	0	0	0-0	0	1	0	1.000
11 Jeff Larish.....	.323	18-18	65	16	21	5	0	5	17	41	.631	16	2	19	1	.459	2	2	3-4	152	11	2	.988
39 Tuffy Gosewisch..	.319	18-18	72	18	23	4	1	1	19	32	.444	8	5	12	1	.419	1	1	1-2	118	6	2	.984
37 Zechry Zinicola..	.294	6-1	17	4	5	1	0	0	2	6	.353	0	0	2	0	.294	0	0	0-0	8	8	0	1.000
9 Colin Curtis.....	.284	18-18	74	13	21	4	0	1	10	28	.378	8	2	13	2	.369	0	3	5-8	36	0	0	1.000
18 Willy Fox.....	.278	9-1	18	2	5	0	0	0	3	5	.278	0	1	6	0	.316	0	0	0-0	0	0	0	.000
14 Rocky Laguna.....	.250	15-12	48	9	12	5	0	0	5	17	.354	7	3	15	1	.379	0	0	1-2	19	1	2	.909
28 Eric Sogard.....	.250	3-0	4	2	1	0	0	0	1	1	.250	0	0	0	0	.250	0	0	0-0	0	0	0	.000
5 Joey Hooft.....	.214	18-18	70	12	15	1	0	1	9	19	.271	5	2	11	1	.278	2	0	2-3	13	29	2	.955
15 Joe Persichina...	.188	14-9	32	5	6	2	1	0	7	10	.313	4	1	5	3	.282	2	0	1-1	22	24	1	.979
36 DJ Butler.....	.000	1-0	1	0	0	0	0	0	0	0	.000	0	0	1	0	.000	0	0	0-0	0	0	0	.000

30 Drew Bowman.....	.000	1-1	0	0	0	0	0	0	0	0	.000	0	0	0	0	.000	0	0	0-0	0	0	0	.000
34 Jason Urquidez...	.000	2-2	0	0	0	0	0	0	0	0	.000	0	0	0	0	.000	0	0	0-0	2	8	0	1.000
3 Jeff Landry.....	.000	2-1	0	0	0	0	0	0	0	0	.000	0	0	0	0	.000	0	0	0-0	0	0	0	.000
45 Erik Averill.....	.000	1-1	0	0	0	0	0	0	0	0	.000	0	0	0	0	.000	0	0	0-0	1	10	0	1.000
Totals.....	.321	18-18	644	130	207	35	2	9	114	273	.424	73	21	120	13	.403	8	15	31-43	475	203	19	.973
Opponents.....	.295	18-18	614	108	181	32	6	14	100	267	.435	64	17	113	18	.374	6	16	14-22	470	197	30	.957

LOB - Team (162), Opp (134). DPs turned - Team (19), Opp (15). CI - Team (0), Opp (1). IBB - Team (5), Larish 4, Curtis 1, Opp (4). Picked off - Buck 1.

(Pac-10 games only Sorted by Earned run avg)

Player	ERA	W-L	APP	GS	CG	SHO/CBO	SV	IP	H	R	ER	BB	SO	2B	3B	HR	AB	B/Avg	WP	HBP	BK	SFA	SHA
41 Josh Satow.....	0.00	0-0	2	0	0	0/0	0	1.0	2	0	0	1	0	0	0	0	5	.400	0	0	0	0	0
17 Seth Garrison....	1.80	0-0	4	0	0	0/0	0	5.0	9	3	1	1	2	0	1	0	23	.391	1	0	0	0	1
34 Jason Urquidez...	3.97	2-2	7	5	0	0/0	1	34.0	33	17	15	14	22	4	0	3	129	.256	1	3	1	1	2
47 Ty Marotz.....	4.50	2-0	6	0	0	0/0	0	8.0	10	4	4	2	10	2	0	1	33	.303	0	0	0	0	0
37 Zechry Zinicola..	4.91	1-0	9	2	0	0/0	3	18.1	16	10	10	14	15	6	0	1	64	.250	1	5	0	0	3
49 Brett Bordes.....	5.06	2-2	10	1	0	0/0	1	16.0	13	10	9	6	9	6	0	1	56	.232	1	2	0	1	3
45 Erik Averill.....	5.23	2-1	8	5	0	0/0	0	31.0	32	22	18	10	16	7	1	4	115	.278	0	2	0	1	4
40 Pat Bresnehan....	6.97	1-2	8	5	1	0/0	0	31.0	41	27	24	11	26	2	2	2	128	.320	3	3	0	2	1
50 Tony Barnette....	9.00	1-0	8	0	0	0/0	2	10.0	16	10	10	5	12	4	0	0	44	.364	0	2	0	0	1
31 Kevin Dryanski...	11.25	0-0	3	0	0	0/0	0	4.0	9	5	5	0	1	1	2	2	17	.529	1	0	0	1	1
Totals.....	5.46	11-7	18	18	1	0/0	7	158.1	181	108	96	64	113	32	6	14	614	.295	8	17	1	6	16
Opponents.....	6.26	7-11	18	18	0	0/0	5	156.2	207	130	109	73	120	35	2	9	644	.321	13	21	4	8	15

PB - Team (0), Opp (2). Pickoffs - Team (4), Zinicola 3, Averill 1, Opp (1). SBA/ATT - Gosewisch (13-17), Bresnehan (6-7), Averill (2-5), Barnette (2-3), Urquidez (1-2), Zinicola (2-2), Marotz (1-1), Bordes, B. (0-1), Garrison (0-1).



Sun Devil Baseball 2005



Arizona State Sun Devil Baseball Statistics Summary

Inning-by-inning	1	2	3	4	5	6	7	8	9	EX	Total
-----	--	--	--	--	--	--	--	--	--	--	-----
Arizona State	42	48	37	47	45	40	42	39	26	5	371
Opponents	25	17	31	56	44	38	21	31	30	5	298

Win-Loss Record When

Overall.....	30-20	After 6 leading.....	24-3
Conference.....	11-7 trailing.....	1-17
Non-Conference.....	19-13 tied.....	5-0
Home games.....	19-7	After 7 leading.....	26-2
Away games.....	5-12 trailing.....	1-17
Neutral site.....	6-1 tied.....	3-1
Day games.....	14-13	After 8 leading.....	26-2
Night games.....	16-7 trailing.....	1-17
vs Left starter.....	11-9 tied.....	3-1
vs Right starter....	19-11		
1-Run games.....	7-6	Hit 0 home runs.....	12-13
2-Run games.....	6-1	... 1 home run.....	12-6
5+Run games.....	13-9	... 2+ home runs....	6-1
Extra innings.....	2-2		
Shutouts.....	2-1	Opponent 0 home runs	18-7
	 1 home run.	9-7
	 2+ HRs.....	3-6
Scoring 0-2 runs....	1-6		
..... 3-5 runs....	6-8	Made 0 errors.....	12-3
..... 6-9 runs....	7-6 1 error.....	7-7
..... 10+ runs....	16-0 2+ errors.....	11-10
Opponent 0-2 runs... 13-1			
..... 3-5 runs... 10-2		Opp. made 0 errors..	4-9
..... 6-9 runs... 5-11	 1 error...	7-6
..... 10+ runs... 2-6	 2+ errors.	19-5
Scored in 1st inning 14-4			
Opp. scored in 1st.. 9-7		Out-hit opponent....	23-2
Scores first..... 23-8		Out-hit by opponent.	5-17
Opp. scores first... 7-12		Hits are tied.....	2-1

Record when team scores:

Runs	0	1	2	3	4	5	6	7	8	9	10+
W-L	0-1	0-3	1-2	2-5	1-0	3-3	3-3	2-2	1-1	1-0	16-0

Record when opponent scores:

Runs	0	1	2	3	4	5	6	7	8	9	10+
W-L	2-0	7-0	4-1	4-0	2-1	4-1	1-2	1-4	2-2	1-3	2-6

Record when leading after:

Inn.	1	2	3	4	5	6	7	8
W-L	14-2	23-5	23-5	25-3	24-2	24-3	26-2	26-2

Record when trailing after:

Inn.	1	2	3	4	5	6	7	8
W-L	3-6	3-7	1-11	3-13	2-16	1-17	1-17	1-17

Record when tied after:

Inn.	1	2	3	4	5	6	7	8
W-L	13-12	4-8	6-4	2-4	4-2	5-0	3-1	3-1

Current losing streak : 2

Longest winning streak : 6

Longest losing streak : 6

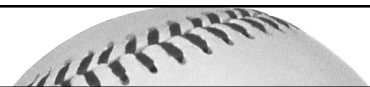
Home attendance : 72722 (26 dates avg = 2797)

Away attendance : 56755 (24 dates avg = 2364)

Total attendance: 129477 (50 dates avg = 2589)



Sun Devil Baseball 2005



Arizona State Game-by-Game – Hitting

Date	Opponent	AB	R	H	RBI	2B	3B	HR	BB	IBB	SB	CS	HBP	SAC	SF	GDP	K	PO	A	E	Avg
Jan 28, 2005	Long Beach State	36	3	11	3	1	1	0	3	0	0	1	0	0	0	1	10	27	6	3	.306
Jan 29, 2005	Long Beach State	33	8	11	6	2	1	0	5	0	2	1	0	1	1	0	4	27	7	0	.319
Jan 30, 2005	Long Beach State	35	1	9	1	3	0	0	1	0	0	0	0	0	0	0	7	27	12	1	.298
Feb 04, 2005	New Mexico State	39	12	15	10	3	1	0	6	0	4	0	0	0	1	0	8	27	10	0	.322
Feb 05, 2005	Gonzaga	37	10	14	10	4	0	0	3	0	3	0	1	0	1	0	4	27	11	4	.333
Feb 06, 2005	Oregon State	35	6	8	6	3	0	1	1	0	2	0	2	1	0	0	9	27	17	5	.316
Feb 07, 2005	New Mexico State	39	11	15	9	6	1	0	6	0	6	0	0	0	1	2	10	27	13	2	.327
Feb 12, 2005	vs South Alabama	31	7	10	7	1	0	1	3	0	3	2	3	0	0	0	3	27	12	2	.326
Feb 12, 2005	vs Oklahoma	34	7	12	7	2	0	1	3	0	0	1	0	0	0	2	5	27	13	1	.329
Feb 13, 2005	vs Gonzaga	30	0	4	0	0	0	0	3	0	0	1	0	0	0	0	5	27	14	2	.312
Feb 15, 2005	at Arizona	48	6	11	6	2	0	0	7	1	3	2	3	1	1	1	9	41	12	3	.302
Feb 18, 2005	at Tulane	34	2	6	2	0	0	0	3	0	0	0	0	0	0	0	11	24	7	2	.292
Feb 19, 2005	at Tulane	34	2	10	2	1	0	0	2	0	1	0	0	1	0	0	3	24	14	1	.292
Feb 20, 2005	at Tulane	34	3	8	3	3	0	0	1	0	2	1	1	0	0	0	4	24	8	1	.289
Feb 23, 2005	at Arizona	35	5	9	5	0	1	2	6	0	1	0	1	0	0	1	10	24	9	3	.287
Feb 25, 2005	Baylor	29	5	5	5	0	0	1	2	0	0	0	1	1	1	1	4	27	12	2	.281
Feb 26, 2005	Baylor	33	12	16	11	2	0	1	7	1	1	3	0	1	2	1	2	27	7	1	.292
Feb 27, 2005	Baylor	37	7	9	7	0	1	1	4	0	2	1	0	2	0	0	11	30	18	5	.289
Mar 04, 2005	vs North Carolina	40	4	8	2	2	0	0	7	1	5	1	3	0	0	1	15	33	14	1	.284
Mar 05, 2005	at East Carolina	32	10	5	7	0	0	2	7	0	1	1	0	0	0	0	8	27	9	1	.278
Mar 06, 2005	vs Ohio State	28	3	8	3	2	0	0	6	0	4	1	0	1	0	1	6	27	16	3	.278
Mar 11, 2005	at LSU	34	5	9	5	1	0	0	1	0	0	1	2	0	1	0	6	24	10	0	.278
Mar 12, 2005	vs Western Illinois	49	19	23	15	6	3	3	2	0	2	0	1	0	0	2	3	27	11	1	.289
Mar 13, 2005	vs Western Illinois	61	30	35	29	7	0	5	6	0	3	0	2	0	1	3	4	27	10	2	.309
Mar 13, 2005	at LSU	33	3	6	3	0	0	1	2	0	1	0	0	0	0	0	2	24	7	3	.304
Mar 18, 2005	Oklahoma	34	5	10	5	2	1	1	3	2	1	1	1	0	1	0	6	27	14	1	.304
Mar 19, 2005	Oklahoma	29	5	6	3	1	1	0	4	1	3	0	2	0	1	0	4	27	17	2	.301
Mar 20, 2005	Oklahoma	33	6	9	5	2	0	2	6	3	1	0	1	0	0	0	6	27	16	0	.300
Mar 24, 2005	at *USC	36	8	11	6	5	0	0	5	2	1	1	1	0	0	1	11	24	9	1	.300
Mar 25, 2005	at *USC	48	17	22	14	4	1	2	4	0	0	0	3	1	1	0	8	27	12	4	.307
Mar 26, 2005	at *USC	34	2	5	2	0	0	1	4	1	1	1	2	0	1	1	7	30	12	0	.302
Apr 01, 2005	Wright State	38	13	16	13	0	1	1	8	0	6	1	1	0	0	1	3	27	11	2	.306
Apr 02, 2005	Wright State	35	11	13	9	2	0	0	11	0	4	2	1	0	0	0	9	27	10	0	.308
Apr 03, 2005	Wright State	40	14	15	14	1	1	3	5	0	1	0	2	0	1	0	3	27	7	0	.310
Apr 09, 2005	at *California	35	11	13	9	3	0	1	8	0	1	0	2	4	1	0	5	27	15	0	.312
Apr 09, 2005	at *California	35	3	10	3	3	0	0	2	0	0	0	0	1	0	1	6	24	10	1	.311
Apr 10, 2005	at *California	33	3	8	3	2	0	0	1	0	0	1	0	1	0	0	6	25	10	0	.310
Apr 15, 2005	*Stanford	34	9	12	8	2	0	1	1	0	1	2	2	0	0	0	4	27	4	0	.311
Apr 16, 2005	*Stanford	32	6	9	6	1	1	1	10	0	1	1	1	1	0	1	10	27	11	2	.310
Apr 17, 2005	*Stanford	36	10	11	9	3	0	0	6	0	4	0	1	0	0	0	8	27	12	0	.310
Apr 22, 2005	*UCLA	38	12	17	12	1	0	1	3	0	3	0	3	3	0	1	7	27	16	2	.314
Apr 23, 2005	*UCLA	39	16	18	13	5	0	0	5	0	2	1	2	0	3	0	6	27	14	0	.317
Apr 24, 2005	*UCLA	38	10	16	10	2	0	1	4	0	8	0	1	0	1	2	6	27	8	1	.320
Apr 29, 2005	at *Oregon State	34	5	9	4	0	0	1	4	0	2	3	0	0	0	1	4	24	13	0	.319
Apr 30, 2005	at *Oregon State	35	3	11	2	2	0	0	2	0	4	2	1	1	0	1	6	27	18	0	.319
May 01, 2005	at *Oregon State	34	1	8	1	0	0	0	3	0	0	0	0	0	0	1	5	24	11	1	.317
May 04, 2005	Utah Valley State	36	6	12	4	2	0	1	4	0	4	1	1	0	0	1	11	27	12	2	.317
May 14, 2005	*Arizona	31	6	8	5	0	0	0	6	2	1	0	0	2	0	1	8	27	12	0	.316
May 15, 2005	*Arizona	34	7	9	6	0	0	0	5	0	2	0	0	1	1	1	7	27	8	6	.315
May 16, 2005	*Arizona	38	1	10	1	2	0	0	0	0	0	0	2	0	0	1	6	27	8	1	.314
Totals		1799	371	565	331	96	15	37	211	14	97	34	50	24	21	31	325	1344	569	75	.314



Sun Devil Baseball 2005

Arizona State Game-by-Game -- Pitching

Date	Opponent	IP	H	R	ER	BB	SO	2B	3B	HR	WP	BK	HBP	DP	IBB	Score	W-L	SV	ERA
Jan 28, 2005	Long Beach State	9.0	10	7	3	3	11	3	0	0	3	0	5	0	2	3-7	0-1	0	3.00
Jan 29, 2005	Long Beach State	9.0	13	6	6	1	9	4	1	0	1	0	0	0	0	8-6	1-1	0	4.50
Jan 30, 2005	Long Beach State	9.0	16	11	8	3	11	4	0	1	1	0	3	1	0	1-11	1-2	0	5.67
Feb 04, 2005	New Mexico State	9.0	7	0	0	0	14	1	0	0	0	0	0	1	0	12-0	2-2	0	4.25
Feb 05, 2005	Gonzaga	9.0	11	8	7	2	4	4	0	1	0	1	1	0	0	10-8	3-2	1	4.80
Feb 06, 2005	Oregon State	9.0	15	12	10	3	10	5	1	1	0	0	1	0	0	6-12	3-3	1	5.67
Feb 07, 2005	New Mexico State	9.0	9	10	7	4	6	2	1	2	2	0	2	1	0	11-10	4-3	1	5.86
Feb 12, 2005	vs South Alabama	9.0	5	2	1	1	8	1	0	0	0	0	0	0	0	7-2	5-3	1	5.25
Feb 12, 2005	vs Oklahoma	9.0	11	5	4	2	8	1	0	0	1	1	0	1	0	7-5	6-3	1	5.11
Feb 13, 2005	vs Gonzaga	9.0	7	2	1	1	7	0	0	0	0	0	0	1	0	0-2	6-4	1	4.70
Feb 15, 2005	at Arizona	13.2	12	7	6	5	13	0	1	2	0	1	0	1	0	6-7	6-5	1	4.60
Feb 18, 2005	at Tulane	8.0	10	8	7	7	9	2	1	1	2	0	0	1	1	2-8	6-6	1	4.84
Feb 19, 2005	at Tulane	8.0	13	7	7	3	4	2	0	0	1	0	2	1	1	2-7	6-7	1	5.04
Feb 20, 2005	at Tulane	8.0	10	9	9	4	3	3	0	2	0	0	2	3	0	3-9	6-8	1	5.36
Feb 23, 2005	at Arizona	8.0	16	11	9	1	4	4	1	3	0	0	1	1	1	5-11	6-9	1	5.64
Feb 25, 2005	Baylor	9.0	10	3	2	2	10	3	0	0	0	0	0	1	1	5-3	7-9	1	5.41
Feb 26, 2005	Baylor	9.0	8	4	2	2	6	3	0	1	0	1	1	1	0	12-4	8-9	1	5.21
Feb 27, 2005	Baylor	10.0	10	8	4	5	7	4	0	1	1	0	1	0	1	7-8	8-10	1	5.11
Mar 04, 2005	vs North Carolina	11.0	3	3	3	7	14	0	0	2	0	0	1	1	0	4-3	9-10	1	4.95
Mar 05, 2005	at East Carolina	9.0	7	3	2	5	4	2	0	1	0	0	0	2	0	10-3	10-10	1	4.80
Mar 06, 2005	vs Ohio State	9.0	6	0	0	3	8	1	0	0	0	0	1	0	0	3-0	11-10	2	4.58
Mar 11, 2005	at LSU	8.0	10	6	6	5	4	2	0	1	0	0	0	1	0	5-6	11-11	2	4.66
Mar 12, 2005	vs Western Illinois	9.0	8	1	1	3	9	2	0	0	0	0	0	2	0	19-1	12-11	3	4.51
Mar 13, 2005	vs Western Illinois	9.0	18	13	10	4	4	2	0	1	0	0	0	2	0	30-13	13-11	3	4.73
Mar 13, 2005	at LSU	8.0	20	20	15	7	10	3	2	6	0	0	1	2	0	3-20	13-12	3	5.16
Mar 18, 2005	Oklahoma	9.0	6	4	4	4	10	1	0	0	2	0	3	1	0	5-4	14-12	3	5.12
Mar 19, 2005	Oklahoma	9.0	5	1	0	2	7	0	0	0	0	0	0	0	0	5-1	15-12	3	4.93
Mar 20, 2005	Oklahoma	9.0	9	5	5	5	8	1	0	0	0	0	2	1	0	6-5	16-12	4	4.93
Mar 24, 2005	at *USC	8.0	10	9	9	9	6	0	1	0	0	0	3	1	0	8-9	16-13	4	5.09
Mar 25, 2005	at *USC	9.0	4	1	0	2	5	0	0	0	1	0	1	1	0	17-1	17-13	4	4.92
Mar 26, 2005	at *USC	10.0	8	1	1	3	2	2	0	1	0	0	1	1	1	2-1	18-13	5	4.78
Apr 01, 2005	Wright State	9.0	11	1	0	1	6	1	0	0	0	0	2	3	0	13-1	19-13	5	4.63
Apr 02, 2005	Wright State	9.0	7	3	3	1	12	2	0	0	0	0	0	0	0	11-3	20-13	5	4.58
Apr 03, 2005	Wright State	9.0	5	1	1	2	11	1	0	0	1	0	0	0	0	14-1	21-13	5	4.48
Apr 09, 2005	at *California	9.0	12	7	7	4	6	5	0	2	0	0	3	1	0	11-7	22-13	5	4.55
Apr 09, 2005	at *California	8.0	15	7	6	3	4	0	0	2	1	0	1	2	0	3-7	22-14	5	4.60
Apr 10, 2005	at *California	8.1	9	4	4	4	7	1	0	1	0	0	1	1	1	3-4	22-15	5	4.59
Apr 15, 2005	*Stanford	9.0	5	2	2	2	7	2	0	1	0	0	1	0	0	9-2	23-15	5	4.53
Apr 16, 2005	*Stanford	9.0	9	5	5	1	10	2	0	0	1	1	2	2	0	6-5	24-15	5	4.54
Apr 17, 2005	*Stanford	9.0	17	9	9	3	6	2	0	1	1	0	0	2	0	10-9	25-15	6	4.65
Apr 22, 2005	*UCLA	9.0	7	5	1	1	9	1	0	1	0	0	0	2	0	12-5	26-15	7	4.56
Apr 23, 2005	*UCLA	9.0	7	2	2	3	9	0	0	1	0	0	0	1	0	16-2	27-15	8	4.50
Apr 24, 2005	*UCLA	9.0	11	8	8	6	10	1	1	0	0	0	2	1	0	10-8	28-15	9	4.58
Apr 29, 2005	at *Oregon State	8.0	12	6	6	3	4	1	0	1	0	0	0	1	0	5-6	28-16	9	4.63
Apr 30, 2005	at *Oregon State	9.0	5	1	1	5	4	1	0	0	0	0	0	0	0	3-1	29-16	10	4.54
May 01, 2005	at *Oregon State	8.0	9	5	4	1	5	2	0	0	1	0	1	0	1	1-5	29-17	10	4.54
May 04, 2005	Utah Valley State	9.0	12	9	6	3	8	6	0	0	0	0	0	0	0	6-9	29-18	10	4.57
May 14, 2005	*Arizona	9.0	6	2	2	5	5	3	0	0	0	0	1	1	1	6-2	30-18	11	4.52
May 15, 2005	*Arizona	9.0	18	16	12	5	4	2	3	3	1	0	0	2	0	7-16	30-19	11	4.67
May 16, 2005	*Arizona	9.0	17	18	17	4	10	7	1	0	2	0	0	0	0	1-18	30-20	11	4.92
Totals		448.0	501	298	245	165	372	102	14	40	23	5	46	48	11	371-298	30-20	11	4.92

* = Pac-10 game



Sun Devil Baseball 2005

Home Runs and Misc. Hitting Breakdown:

Player	Multi-Hit Games					Multi RBI	HR Total	Home Run Breakdown						Last Home Run
	Total	2	3	4	5+			H	A	Solo	2	3	GS	
Vinny Biancamano	1	0	1	0	0	1	0	0	0	0	0	0	0	None
Travis Buck	28 (72)	19	5	3	1	8 (33)	4 (17)	4	0	2	1	0	1	5/4/05 vs. UVSC
DJ Butler	0	0	0	0	0	0	0	0	0	0	0	0	0	None
Colin Curtis	20 (35)	15	4	1	0	9 (18)	1 (6)	0	1	0	1	0	0	3/25/05 at USC
Seth Dhaenens	12 (18)	9	3	0	0	4 (5)	2 (2)	1	1	0	2	0	0	4/1/05 vs. Wright State
Willy Fox	6	4	1	1	0	6	4	2	2	0	3	1	0	3/13/05 vs. Western Illinois
Tuffy Gosewisch	17 (53)	11	4	0	1	14 (39)	6 (10)	3	3	2	4	0	0	4/22/05 vs. UCLA
Joey Hooft	11	10	1	0	0	7	1 (6)	0	1	1	0	0	0	4/9/05 at California (Gm 1)
Rocky Laguna	11	7	4	0	0	6	1	1	0	0	0	1	0	4/3/05 vs. Wright State
Jeff Landry	0	0	0	0	0	0	0	0	0	0	0	0	0	None
Jeff Larish	18 (79)	14	2	2	0	14 (58)	16 (44)	4	12	6	6	4	0	4/29/05 at Oregon State
Joe Persichina	4 (17)	4	0	0	0	2 (6)	1 (2)	1	0	1	0	0	0	4/3/05 vs. Wright State
Andrew Romine	10	7	2	0	1	4	0	0	0	0	0	0	0	None
J.J. Sferra	13	11	1	1	0	4	0	0	0	0	0	0	0	None
Austin Stockfisch	2	2	0	0	0	1	0	0	0	0	0	0	0	None
Eric Williams	0	0	0	0	0	0	0	0	0	0	0	0	0	None
Zechry Zinicola	5 (12)	4	0	0	0	4 (10)	1 (4)	0	1	0	1	0	0	3/12/05 vs. Western Illinois
Team Totals	158	119	28	8	3	86	37	16	21	12	18	6	1	Buck (5/4 vs. UVSC)

(career in parenthesis)

Lineup Card - Record Breakdown:

- 1 - Curtis (9-6), Hooft (3-4), Buck (0-4), Sferra (4-3), Laguna (14-2), Landry (0-1)
- 2 - Buck (25-11), Hooft (5-6), Gosewisch (0-1), Curtis (0-1), Sferra (0-1)
- 3 - Buck (5-5), Gosewisch (14-5), Larish (4-2), Hooft (0-1), Curtis (7-6), Dhaenens (0-1)
- 4 - Larish (22-14), Zinicola (1-1), Curtis (1-1), Gosewisch (5-4), Fox (0-1)
- 5 - Gosewisch (9-8), Curtis (13-6), Zinicola (1-1), Larish (3-1), Persichina (0-2), Fox (2-1), Dhaenens (1-0), Urquidez (1-0)
- 6 - Biancamano (0-2), Persichina (2-2), Gosewisch (2-1), Zinicola (1-2), Laguna (5-2), Hooft (8-2), Fox (6-3), Sogard (1-0), Larish (1-1), Dhaenens (4-3), Urquidez (0-1), Sferra (0-1)
- 7 - Persichina (3-2), Hooft (6-3), Biancamano (4-3), Zinicola (1-3), Larish (0-2), Gosewisch (0-1), Sogard (0-1), Landry (2-0), Butler (3-0), Laguna (0-1), Dhaenens (9-4), Averill (1-0), Sferra (1-0)
- 8 - Romine (10-9), Zinicola (1-1), Fox (0-1), Laguna (1-2), Sferra (9-2), Persichina (5-4), Dhaenens (2-0), Biancamano (0-1), Landry (1-0), Dhaenens (1-0)
- 9 - Sferra (10-9), Romine (15-8), G. Bordes (2-0), Persichina (3-2), Hooft (0-1)

Starters By Position Breakdown:

- C** - Gosewisch (50)
1B - Larish (41), Persichina (5), Zinicola (4)
2B - Dhaenens (25), Persichina (12), Biancamano (7), Hooft (4), G. Bordes (2),
3B - Hooft (28), Buck (12), Larish (3), Landry (3), Biancamano (2), Sogard (2)
SS - Romine (42), Persichina (8)
LF - Curtis (38), Larish (5), Butler (2), Sferra (1), Hooft (1), Laguna (3)
CF - Sferra (37), Curtis (11), Buck (2)
RF - Buck (36), Laguna (14)
DH - Fox (15), Laguna (10), Zinicola (8), Hooft (6), Biancamano (1), Curtis (1), Averill (1), Urquidez (2), Bowman (1), Sferra (2), Larish (1)
P - Averill (14), Bresnehan (11), Urquidez (10), Zinicola (8), Barnette (3), Bordes (4), Marotz (1)

Attendance

Home attendance: 72,722 (2,797 avg. - 26 dates)
Away attendance: 56,755 (2,364 avg. - 24 dates)
Total attendance: 129,477 (2,589 avg. - 50 dates)

Sun Devils Record When They Score:

Runs	0	1	2	3	4	5	6	7	8	9	10+
W-L	0-1	0-3	1-2	2-5	1-0	3-2	3-3	2-2	1-1	1-0	16-0

Sun Devils Record When Opponent Scores:

Runs	0	1	2	3	4	5	6	7	8	9	10+
W-L	2-0	7-0	3-1	4-0	2-1	5-1	1-2	1-4	2-2	1-3	2-6

Score By Innings In All Games:

Inning	1	2	3	4	5	6	7	8	9	Ex	Total
ASU	42	48	37	47	45	40	42	39	26	5	371
Opp.	25	17	31	56	44	38	21	31	30	5	298

Hitting Streaks:

Player	2005 Longest	Career Long	Current Streak
Vinny Biancamano	2	2	0
Greg Bordes	1	1	1
Travis Buck	14	16	14
DJ Butler	1	1	0
Colin Curtis	9	9	4
Seth Dhaenens	13	13	3
Willy Fox	4	4	0
Tuffy Gosewisch	11	11	0
Joey Hooft	9	9	4
Rocky Laguna	9	9	0
Jeff Landry	1	1	1
Jeff Larish	5	17	2
Joe Persichina	4	4	0
Andrew Romine	6	6	6
J.J. Sferra	7	7	1
Eric Sogard	1	1	0
Austin Stockfisch	7	7	7
Eric Williams	1	1	0
Zechry Zinicola	6	6	1



Sun Devil Baseball 2005

Sun Devil Baseball's Record When...

(Through 50 games of 2005 Season)

Overall	30-20
at Packard Stadium	19-7
Playing on the Road	5-12
at Neutral Site	6-1
Day Games	14-13
Night Games	16-7

Scoring 0-4 Runs	4-11
Scoring 5-9 Runs	10-9
Scoring 10-19 Runs	15-0
Scoring 20+ Runs	1-0

Opp. 5 or less runs	23-3
Opp. 6 or more runs	7-17

ASU Scores First	23-8
Opp. Scores First	7-12
Scoring in 1st Inning	14-4

Leading After 6 Innings	24-3
Trailing After 6 Innings	1-17
Tied After 6 Innings	6-0

Leading After 7 Innings	26-2
Trailing After 7 Innings	1-17
Tied After 7 Innings	3-1

Leading After 8 Innings	26-2
Trailing After 8 Innings	1-17
Tied After 8 Innings	3-1

Last At-Bat Wins	5
After a Win	19-11
After a Loss	11-8

Collecting 1-3 Hits	0-0
Collecting 4-6 Hits	4-3
Collecting 7-9 Hits	5-10
Collecting 10+ Hits	17-7
Collecting 20+ Hits	3-0

Out-Hitting Opponent	23-2
Out-Hit by Opponent	5-17
Hits are Tied	2-1

ASU is Errorless	12-3
ASU Makes 1 Error	7-7
ASU Makes 2+ Errors	11-10

ASU Starter Gets Decision	15-16
Bullpen Gets Decision	15-4

ASU Hits 0 Home Runs	12-13
ASU Hits 1 Home Run	12-6
ASU Hits Multiple HR	6-1

vs. LHP Starters	11-9
vs. RHP Starters	18-11

In Extra Innings	2-2
Doubleheaders	1-1

vs. Non-Conference	19-13
Non-Conference Home	12-5
Non-Conference Away	1-7
Non-Conference Neutral	6-1

vs. Pac-10 (League Games Only)	11-7
Pac-10 Home	7-2
Pac-10 Away	4-5

vs. Ranked Opponents*	11-15
vs. Top 10 Opponents*	5-12
vs. Unranked Teams*	19-5

*Top 25 ranking at time played.

VS. PAC-10 SCHOOLS

Arizona	1-4
California	1-2
Oregon State	1-3
Stanford	3-0
UCLA	3-0
USC	2-1
Washington	0-0
Washington State	0-0
Overall vs. Pac-10	11-10

DAYS OF THE WEEK

Monday	1-1
Tuesday	0-1
Wednesday	0-2
Thursday	0-1
Friday	8-4
Saturday	15-2
Sunday	6-9

MONTHS OF THE YEAR

January	1-2
February	7-8
March	10-3
April	11-3
May	1-4
June	0-0

UNIFORMS

Old School	12-5
White Home	12-3
Gray Sleeveless	1-3
Gray 'Old School'	4-5
Maroon BP	1-4
Black Shoes	13-11
White Shoes	17-9
Esmay Wears Batting Gloves	3-0

PITCHING

Averill Starts	9-5
Urquidez Starts	8-2
Bresnehan Starts	7-4
Zinicola Starts	4-3
Bordes Starts	0-4
Barnette Starts	1-2
Marotz Starts	1-0

Starter Goes Less Than 5	6-15
Starter Goes 5+	24-5

MISC. HITTING

Larish Records Hit	20-16
Larish Hits HR	10-3
Buck Records Hit	28-14
Buck Multi-Hit Game	22-6
TV Games	6-2
Radio Games	18-15

Longest Win Streak	6 - 2x
Longest Losing Streak	6
Last Five Games	1-4
Last 10 Games	5-5
Last 15 Games	8-7
Last 20 Games	13-7
Current Streak	Lost 2

Largest Winning Margin	18
Largest Losing Margin	17 - 2x

vs. Teams .500 or better	19-17
vs. Teams worse than .500	10-2

LEADING OFF

Laguna Leads Off	14-2
Curtis Leads Off	9-6
Sferra Leads Off	4-3
Hooft Leads Off	3-4
Buck Leads Off	0-4
Landry Leads Off	0-1



Sun Devil Baseball 2005

Sun Devil Baseball Team and Player Superlatives

(2005 Season and Player Superlatives -- through 50 games)

Arizona State Team Superlatives

TEAM BATTING

Most At-Bats:	61	W. Illinois (3/13)
Fewest At-Bats:	28	Ohio State (3/6)
Most Runs (Game):	30	W. Illinois (3/13)
Most Runs (Inning):	15 (9th)	W. Illinois (3/13)
Most Runs (1st Inning):	5	East Carolina (3/5)
Fewest Runs (Game):	0	Gonzaga (2/13)
Most Hits (Game):	35	W. Illinois (3/13)
Fewest Hits (Game):	4	Gonzaga (2/13)
RBI:	29	W. Illinois (3/13)
Doubles:	7	W. Illinois (3/13)
Triples:	3	W. Illinois (3/12)
Home Runs:	5	W. Illinois (3/13)
Total Bases:	57	W. Illinois (3/13)
Walks:	11	Wright State (4/2)
Most Strikeouts:	15	North Carolina (3/4)
Fewest Strikeouts:	2	Baylor (2/26)
Sacrifice Bunts:	4	California - 1 (4/9)
Sacrifice Flies:	3	UCLA (4/23)
Stolen Bases:	8	UCLA (4/24)
Left on Base:	14 - 2x	USC (3/25)
Hit into DP:	3	W. Illinois (3/13)
Hit by Pitches:	3 - 2x	California - 1 (4/9)

TEAM FIELDING

Most Putouts:	41	Arizona (2/15)
Most Assists:	18	Baylor (2/27)
Most Errors:	6	Arizona (5/15)
DPs Turned:	3 - 2x	Wright State (4/1)

TEAM PITCHING

Most Runs Allowed:	20	LSU (3/13)
Fewest Runs Allowed:	0 - 2x	Ohio State (3/6)
Most Hits Allowed:	20	LSU (3/13)
Fewest Hits Allowed:	3	North Carolina (3/4)
Most Strikeouts:	14 - 2x	North Carolina (3/4)
Fewest Strikeouts:	4	Gonzaga (2/5)
Most Walks:	9	USC (3/24)
Fewest Walks:	0	NMSU (2/4)
Hit-by-Pitches:	5	LBSU (1/28)
Wild Pitchers:	3	LBSU (1/28)
Balks:	1 - 4x	Baylor (2/26)
Home Runs Allowed:	6	LSU (3/13)
Most Pitchers Used:	7 - 2x	Utah Valley State (5/4)

MISCELLANEOUS

Consecutive Wins:	6	--
Consecutive Losses:	6	--
Home Wins In a Row:	12	--
Road Wins In a Row:	3	--
Longest Game:	5:13	Arizona (2/15)
Shortest Game:	2:15	Gonzaga (2/13)
Most Innings:	14	Arizona (2/15)
Largest Home Attendance:	4,783	LBSU (1/28)
Largest Road Attendance:	7,435	Tulane (2/19)
Largest 3-Game Home Attendance:	10,532	LBSU

Arizona State Player Superlatives

INDIVIDUAL BATTING

At-Bats:	8	Buck/Curtis (W. Illinois; 3/13)
Runs:	6	Larish (W. Illinois; 3/13)
Hits:	6	Buck (W. Illinois; 3/13)
RBIs:	6	Dhaenens (W. Illinois; 3/13)
Doubles:	3	Gosewisch (NMSU; 2/7)
Triples:	2	Buck (W. Illinois; 3/12)
Home Runs:	2 - 3x	Larish (W. Illinois; 3/13)
Grand Slams:	1	Buck (Baylor; 2/25)
Total Bases:	10 - 2x	(W. Illinois; 3/13)
Walks:	4	Curtis (North Carolina; 3/4)
Strikeouts:	4	Larish (North Carolina; 3/4)
Hit By Pitch:	1	Several Players
Sacrifice Flies:	1 - 14x	Several Players
Sacrifice Bunts:	2	Romine (Oregon State; 2/6)
Stolen Bases:	4	Laguna (NMSU; 2/7)
Caught Stealing:	2	Curtis (OSU; 4/29)
Runners LOB:	6 - 3x	Gosewisch (Oklahoma; 3/18)

INDIVIDUAL FIELDING

Putouts:	16	Larish (Gonzaga; 2/13)
Assists (INF):	7 - 2x	Persichina (Cal - 1; 4/9)
Assists (OF):	1 - 5x	Buck (ARIZ; 5/15)
Errors:	3	Landry (LSU; 3/13)
Passed Balls:	None	None

INDIVIDUAL PITCHING

Innings Pitched:	9.0 - 3x	Averill (Oklahoma; 3/19)
Runs Allowed:	9 - 2x	Urquidez (LSU; 3/13)
Walks:	6	Urquidez (Tulane; 2/18)
Strikeouts:	14	Averill (NMSU; 2/4)
Hits Allowed (S):	10 - 2x	Bresnehan (Cal - 2; 4/9)
Fewest Hits (S):	2	Bresnehan (Baylor; 2/26)
Wild Pitches:	2 - 3x	Zinicola (Oklahoma; 3/18)
Hit Batters:	3	Zinicola (Oklahoma; 3/18)
Balks:	1 - 4x	Garrison (Baylor; 2/26)

Runners in Scoring Position

Player	Avg	AB	H	RBI
Austin Stockfisch...	1.000	4	4	4
Seth Dhaenens.....	.471	34	16	22
Rocky Laguna.....	.395	38	15	23
Colin Curtis.....	.394	66	26	31
Tuffy Gosewisch.....	.351	77	27	42
Travis Buck.....	.343	67	23	30
Andrew Romine.....	.333	54	18	20
Zechry Zinicola.....	.333	24	8	8
Willy Fox.....	.320	25	8	15
J.J. Sferra.....	.306	49	15	17
Jeff Larish.....	.297	64	19	33
Joey Hooft.....	.294	51	15	22
Eric Sogard.....	.250	8	2	2
DJ Butler.....	.250	4	1	1
Joe Persichina.....	.188	32	6	12
Totals.....	.331	620	205	285

Bases Loaded

Player	Avg	AB	H	RBI
Seth Dhaenens.....	1.000	2	2	6
Andrew Romine.....	.500	4	2	3
Eric Sogard.....	.500	2	1	1
Joey Hooft.....	.333	3	1	6
Travis Buck.....	.286	7	2	10
Joe Persichina.....	.250	4	1	4
Willy Fox.....	.200	5	1	3
Colin Curtis.....	.167	6	1	6
Tuffy Gosewisch.....	.125	8	1	4
Rocky Laguna.....	.000	5	0	3
Totals.....	.218	55	12	52



Sun Devil Baseball 2005

Games With At Least One Hit

Biancamano	7 of 23 games
Buck	42 of 50 games
Butler	2 of 12 games
Curtis	38 of 50 games
Dhaenens	23 of 37 games
Fox	14 of 31 games
Gosewisch	38 of 50 games
Hooff	29 of 39 games
Laguna	19 of 37 games
Larish	37 of 50 games
Persichina	18 of 40 games
Romine	27 of 43 games
Sferra	28 of 43 games
Sogard	3 of 12 games
Stockfisch	7 of 8 games
Zinicola	16 of 26 games

Games With An RBI

Biancamano	2 of 23 games
Buck	22 of 50 games
Butler	1 of 12 games
Curtis	21 of 50 games
Dhaenens	13 of 37 games
Fox	9 of 31 games
Gosewisch	30 of 50 games
Hooff	16 of 39 games
Laguna	17 of 37 games
Larish	23 of 50 games
Persichina	10 of 41 games
Romine	14 of 43 games
Sferra	12 of 42 games
Sogard	2 of 12 games
Stockfisch	3 of 8 games
Zinicola	6 of 26 games

*may reflect walk with an RBI

Extra Base Hits

Larish	31
Buck	26
Gosewisch	18
Laguna	13
Curtis	12
Hooff	9
Fox	8
Persichina	7
Romine	6
Dhaenens	5
Sferra	5
Zinicola	4
Biancamano	2
G. Bordes	1
Butler	0

Home Run Breakdown

Total Home Runs	37
Solo Home Runs	12
2-Run Home Runs	18
3-Run Home Runs	6
Grand Slams	1
Back-to-Back	0
First Inning	5
Second Inning	2
Third Inning	3
Fourth Inning	8
Fifth Inning	4
Sixth Inning	3
Seventh Inning	5
Eighth Inning	2
Ninth Inning	5
Tenth or later	0
Pinch-Hit Home Runs	0
vs. RHP	19
vs. LHP	18
0-outs	13
1-outs	13
2-outs	11

Breaking Down the Bullpen:

Pitcher	G	2005 Season Bullpen Stats					1st Batters		Last Relief App.	IP	H	R	ER	BB	SO
		W-L-S	ERA	IP	H	R-ER	RI/S	Retired/Faced							
Andes	3	0-0-0	0.00	2.0	2	0-0	3/0	1/3	3/11 at LSU	0.1	1	0	0	2	0
Averill	4	0-0-0	10.80	5.0	6	6-6	2/1	4/4	5/4 vs. UVSC	1.2	2	0	0	0	2
Barnette	23	3-0-2	7.60	34.1	47	32-29	24/10	11/23	5/16 vs. ARIZ	0.2	4	4	4	1	1
Bordes	21	3-1-1	3.23	39.0	30	14-14	29/11	17/21	5/1 at OSU	3.1	1	0	0	1	3
Bresnehan	9	0-0-0	5.71	17.1	20	11-11	13/5	5/9	5/16 vs. ARIZ	3.0	6	8	8	2	5
Dryanski	10	0-0-0	4.96	16.1	23	11-9	9/7	4/10	5/16 vs. ARIZ	0.0	1	1	1	0	0
Garrison	11	0-0-1	6.14	14.2	22	13-10	10/6	7/11	5/15 vs. ARIZ	2.1	4	3	1	0	1
Marotz	12	2-1-0	4.60	15.2	21	9-8	9/4	7/12	5/16 vs. ARIZ	1.1	1	0	0	0	3
Satow	4	1-0-0	6.75	8.0	13	9-6	0/0	0/4	5/16 vs. ARIZ	1.0	1	0	0	0	0
Urquidez	11	3-2-2	3.33	24.1	19	14-9	11/5	5/11	5/4 vs. UVSC	0.1	0	0	0	1	0
Zinicola	13	3-0-3	4.57	21.2	15	16-11	13/4	8/13	5/14 vs. ARIZ (s)	3.0	2	0	0	1	3

RI = Runners Inherited S = Runners Scored

Charting The Bullpen:

Opponent	Date	W-L-S	Pitchers	Inn.	IP	H	R-ER	BB	SO
LBSU	1/28	---	Bresnehan/Barnette/Zinicola/Dryanski	5th	5.0	1	3-0	3	5
LBSU	1/29	W	Marotz/Zinicola	6th	4.0	3	1-1	0	5
LBSU	1/30	---	Barnette/Bresnehan/Garrison/Andes	5th	5.0	10	8-8	3	7
Gonzaga	2/5	S	Barnette/Zinicola	8th	2.0	5	3-3	1	0
Oregon St.	2/6	---	Barnette/Bresnehan	5th	4.2	9	6-6	1	8
NMSU	2/7	W	Barnette/Zinicola	6th	3.1	3	7-4	4	3
Oklahoma	2/12	W	Bresnehan/Barnette	6th	3.2	2	0-0	1	5
Gonzaga	2/13	---	Bordes	5th	4.2	3	0-0	0	3
Arizona	2/15	L	Bordes/Bresnehan/Marotz	6th	8.1	7	5-5	3	10
Tulane	2/18	---	Dryanski	6th	3.0	4	1-1	1	2
Tulane	2/19	---	Bordes/Marotz/Garrison	6th	3.0	5	2-2	2	3
Tulane	2/20	---	Barnette/Bordes/Urquidez	4th	5.0	6	4-4	2	2
Arizona	2/23	---	Dryanski/Bresnehan/Bordes/Urquidez/Marotz/Garrison	2nd	6.1	11	6-6	1	3
Baylor	2/25	W	Urquidez	7th	3.0	1	0-0	2	4
Baylor	2/26	W	Bordes/Garrison/Barnette/Andes	5th	5.0	6	2-2	1	4
Baylor	2/27	L	Urquidez/Barnette/Bordes	6th	5.0	4	4-0	4	3
N. Carolina	3/4	W	Urquidez	6th	5.1	0	0-0	3	9
E. Carolina	3/5	---	Barnette	7th	2.2	1	0-0	1	1
Ohio State	3/6	S	Bordes	7th	3.0	1	0-0	1	4
LSU	3/11	---	Bordes/Andres/Dryanski	4th	4.2	3	0-0	2	3
W. Illinois	3/12	S	Garrison	6th	4.0	1	0-0	2	5
W. Illinois	3/13	W	Bordes/Satow/Dryanski	2nd	7.1	11	9-6	3	2
LSU	3/13	---	Urquidez/Barnette/Dryanski	1st	7.2	16	16-13	4	10
Oklahoma	3/18	W	Barnette/Urquidez	6th	4.0	4	0-0	0	5
Oklahoma	3/20	W/S	Bordes/Barnette/Urquidez	4th	6.0	7	2-2	3	4
USC	3/24	L	Averill/Bordes/Garrison/Barnette/Marotz	3rd	6.0	8	9-9	8	5
USC	3/26	W/S	Bordes/Zinicola	9th	2.0	2	0-0	1	1
Wright State	4/1	---	Marotz/Satow	6th	4.0	6	1-0	1	1
Wright State	4/2	---	Barnette/Garrison	6th	4.0	2	1-1	1	5
Wright State	4/3	---	Zinicola/Dryanski/Bordes	5th	5.0	2	0-0	0	4
California - 1	4/9	W	Bordes/Barnette	4th	5.1	6	3-3	1	3
California - 2	4/9	---	Garrison/Bordes/Dryanski	6th	2.1	5	1-1	0	0
California	4/10	L	Urquidez	6th	2.2	3	2-2	4	3
Stanford	4/15	---	Zinicola	9th	1.0	0	0-0	1	2
Stanford	4/16	W	Bordes/Barnette/Zinicola/Marotz	7th	3.0	1	1-1	1	2
Stanford	4/17	W/S	Bordes/Barnette/Averill/Zinicola/Urquidez	5th	5.0	10	6-6	1	2
UCLA	4/22	W/S	Marotz/Barnette	6th	4.0	1	0-0	0	5
UCLA	4/23	S	Bordes	7th	3.0	1	0-0	0	4
UCLA	4/24	W/S	Zinicola/Barnette	6th	3.1	1	2-2	5	4
Oregon St.	4/29	---	Marotz/Garrison/Bordes	5th	4.0	5	1-1	1	2
Oregon St.	4/30	S	Zinicola	7th	2.2	0	0-0	2	1
Oregon St.	5/1	---	Averill/Barnette/Bordes	3rd	5.2	5	2-2	1	4
Utah Valley St.	5/4	---	Urquidez/Barnette/Averill/Zinicola/Garrison/Marotz	5th	4.1	7	5-2	2	6
Arizona	5/14	S	Bresnehan/Zinicola	6th	4.0	2	0-0	1	4
Arizona	5/15	---	Marotz/Satow/Bresnehan/Garrison/Dryanski	4th	5.1	14	9-7	3	3
Arizona	5/16	---	Barnette/Bresnehan/Dryanski/Marotz/Satow	4th	6.0	13	13-13	3	9

Starters vs. The Bullpen

Starting Pitchers	4.87 ERA	W-L	IP	H	R	ER	BB	SO
		15-16	249.2	283	163	135	80	91
Relief Pitchers	4.99 ERA	W-L-S	IP	H	R	ER	BB	SO
		15-4-11	198.1	218	135	110	85	181



Sun Devil Baseball 2005

Sun Devil Pitchers – Career Game-by-Game

Seth Garrison • RHP • #17

2005	Opp	S/R	W/L	IP	H	R	ER	BB-SO
1/30	LBSU (#14)	R	---	1.1	4	5	5	2-2
2/19	Tulane (#1)	R	---	1.0	4	0	0	0-2
2/23	Arizona (#7)	R	---	0.1	2	2	2	1-0
2/26	Baylor (#8)	R	---	0.1	2	1	1	0-1
3/12	WU	R	S	4.0	1	0	0	2-5
3/24	USC (#21)	R	---	0.0	1	0	0	0-0
4/2	Wright St.	R	---	2.0	2	1	1	0-3
4/9	Cal - 2	R	---	0.0	1	0	0	0-0
4/29	OSU (#6)	R	---	2.2	2	0	0	1-1
5/4	UVSC	R	---	0.2	2	1	0	0-2
5/15	Arizona (#7)	R	---	2.1	4	3	1	0-1
Season Totals		11	0-0-1	14.2	21	13	10	6-17

Quentin Andes • RHP • #21

2005	Opp	S/R	W/L	IP	H	R	ER	BB-SO
1/30	LBSU (#14)	R	---	0.2	0	0	0	0-0
2/26	Baylor (#8)	R	---	1.0	1	0	0	0-1
3/11	LSU (#5)	R	---	0.1	1	0	0	0-2
Season Totals		3	0-0-0	2.0	2	0	0	0-3

2004	Opp	S/R	W/L	IP	H	R	ER	BB-SO
2/8	FSU (#18)	R	S	2.1	1	0	0	2-4
2/15	OKLA	R	---	1.0	1	1	1	1-1
2/27	UConn	R	---	1.0	1	1	1	3-2
3/5	ECU (#18)	R	W	0.2	1	0	0	0-0
3/7	ECU (#18)	R	W	1.2	2	1	1	1-2
3/13	Tulane (#11)	R	---	2.2	1	0	0	1-1
3/16	Okl. State	R	W	3.0	2	0	0	0-2
3/19	Cal	R	L	1.1	3	2	2	0-1
3/27	Washington	R	S	3.0	1	0	0	0-3
3/28	Washington	R	---	0.1	2	2	2	0-0
4/3	USC	R	---	0.0	2	2	1	1-0
4/4	USC	R	---	0.1	4	3	3	0-0
4/8	ORU (#24)	R	---	0.0	0	0	0	2-0
4/27	Wichita St.	R	---	1.1	2	1	1	0-1
5/4	NMSU	R	---	1.2	0	0	0	0-4
5/16	Oregon St.	R	---	1.0	2	1	1	1-1
5/19	NMSU	R	W	2.2	2	1	1	2-3
5/23	Arizona	R	---	0.0	3	2	2	1-0
5/28	Stanford	R	---	4.0	2	0	0	1-2
5/30	Stanford	R	W	1.0	1	0	0	2-0
6/5	CSF (#9)	R	---	2.1	0	0	0	0-0
Season Totals		20	5-1-2	31.2	32	17	16	18-27

Kevin Dryanski • RHP • #31

2005	Opp	S/R	W/L	IP	H	R	ER	BB-SO
1/28	LBSU (#14)	R	---	1.0	0	2	0	0-0
2/18	Tulane (#1)	R	---	3.0	4	1	1	1-2
2/23	Arizona (#7)	R	---	2.1	5	2	2	0-1
3/11	LSU (#5)	R	---	2.0	1	0	0	0-0
3/13	WU	R	---	1.0	1	0	0	0-0
3/13	LSU (#5)	R	---	2.0	3	1	1	1-2
4/3	Wright St.	R	---	1.0	0	0	0	0-0
4/9	Cal - 2	R	---	2.1	3	1	1	0-0
5/15	Arizona (#7)	R	---	1.2	5	3	3	0-1
5/16	Arizona (#8)	R	---	0.0	1	1	1	0-0
Season Totals		10	0-0	16.0	23	11	9	2-7

Jason Urquidez • RHP • #34

2005	Opp	S/R	W/L	IP	H	R	ER	BB-SO
1/29	LBSU (#14)	S	---	5.0	10	5	5	1-4
2/5	Gonzaga	S	W	7.0	6	5	4	1-4
2/12	Oklahoma	S	---	5.1	9	5	4	1-3
2/18	Tulane (#1)	S	L	5.0	7	6	6	6-7
2/20	Tulane (#1)	R	---	0.1	1	0	0	0-1
2/23	Arizona (#7)	R	---	1.0	0	0	0	0-0
2/25	Baylor (#8)	R	W	3.0	1	0	0	2-4
2/27	Baylor (#8)	R	W	4.1	2	3	0	3-2
3/4	UNC (#4)	R	L	5.1	0	0	0	3-9
3/13	LSU (#5)	R	---	2.2	7	9	7	2-2
3/18	Oklahoma	R	W	1.1	2	0	0	0-1
3/20	Oklahoma	R	S	2.0	2	0	0	1-2
3/26	USC (#21)	S	---	8.0	6	1	1	2-1
4/3	Wright St.	S	W	4.0	3	1	1	2-7
4/10	California	R	L	2.2	3	2	2	4-3
4/16	Stanford (#14)	S	---	6.0	8	4	4	0-8
4/17	Stanford (#14)	R	S	1.1	1	0	0	0-1
4/23	UCLA	S	W	6.0	6	2	2	3-5
4/30	OSU (#6)	S	W	6.1	5	1	1	3-3
5/4	UVSC	R	---	0.1	0	0	0	1-0
5/15	Arizona (#7)	R	L	3.2	4	7	5	2-1
Season Totals		21	7-4-2	80.2	83	51	42	37-68

2004	Opp	S/R	W/L	IP	H	R	ER	BB-SO
2/8	FSU (#18)	S	S	5.0	6	1	1	3-9
2/14	Utah	S	W	6.0	3	0	0	2-7
2/22	Rice (#1)	S	W	9.0	3	1	1	2-7
2/29	UConn	S	W	3.0	3	1	1	1-1
3/6	ECU (#18)	S	W	7.0	5	4	3	3-4
3/12	Tulane (#11)	S	W	5.2	4	1	1	5-5
3/20	California	S	L	1.1	4	3	3	2-0
3/26	Washington	S	L	4.1	5	5	3	4-6
4/2	USC	S	W	8.1	7	3	3	6-7
4/9	ORU (#24)	S	W	7.0	5	1	1	2-6
4/17	UCLA	S	---	4.0	8	3	3	0-2
4/24	WSU	S	---	6.1	7	2	2	1-4
4/27	Wichita St.	R	---	1.0	1	1	1	2-1
4/28	Wichita St.	R	---	1.1	3	2	2	1-2
5/3	NMSU	S	W	5.0	2	1	1	2-7
5/15	Oregon St.	S	W	8.1	9	1	1	2-12
5/22	Arizona	S	W	7.1	3	2	2	4-9
5/29	Stanford (#2)	S	L	2.1	6	5	5	2-1
6/5	Minnesota	S	W	5.1	6	3	3	3-4
Season Totals		19	12-3	97.2	90	40	37	47-94

Zechry Zinicola • RHP • #37

2005	Opp	S/R	W/L	IP	H	R	ER	BB-SO
1/28	LBSU (#14)	R	---	0.1	0	0	0	1-1
1/29	LBSU (#14)	R	W	1.1	1	0	0	0-1
2/5	Gonzaga	R	S	1.0	1	0	0	0-0
2/7	NMSU	R	W	3.0	3	7	4	4-3
2/13	Gonzaga	S	L	4.1	3	2	0	1-4
2/23	Baylor (#8)	S	---	6.0	9	3	2	0-6
3/4	UNC (#4)	S	---	5.2	3	3	3	4-5
3/11	LSU (#5)	S	L	3.1	7	6	6	3-1
3/18	Oklahoma	S	---	5.0	2	4	4	4-5
3/24	USC (#21)	S	---	2.0	2	0	0	1-1
3/26	USC (#21)	R	S	1.0	0	0	0	1-1
4/3	Wright St.	R	---	3.0	1	0	0	0-3
4/9	Cal - 1	S	---	3.2	6	4	4	3-3
4/15	Stanford (#14)	R	---	1.0	0	0	0	1-2
4/16	Stanford (#14)	R	---	0.2	0	0	0	0-0
4/17	Stanford (#14)	R	---	1.1	5	4	4	0-1
4/24	UCLA	R	W	3.0	1	2	2	5-3
4/30	OSU (#6)	R	S	2.2	0	0	0	2-1
5/4	UVSC	R	---	0.1	1	3	1	1-0
5/14	Arizona (#7)	R	S	3.0	2	0	0	1-3
Season Totals		19	3-2-4	51.2	37	38	30	32-44

2004	Opp	S/R	W/L	IP	H	R	ER	BB-SO
2/6	FSU (#18)	R	S	2.0	1	0	0	1-2
2/16	Gonzaga	R	S	2.0	3	0	0	0-4
2/20	Lamar	R	L	1.0	2	2	2	1-1
2/29	UConn	R	---	2.0	4	3	2	2-2
3/7	ECU (#18)	S	---	3.0	1	0	0	1-3
3/17	Okl. State	S	---	2.0	4	3	3	2-2
3/21	California	S	W	7.0	6	2	2	1-5
3/28	Washington	S	---	4.0	3	2	1	1-3
4/3	USC	R	---	3.1	4	5	5	1-2
4/8	ORU (#24)	R	---	2.0	1	0	0	0-0
4/9	ORU (#24)	R	---	2.0	1	0	0	1-2
4/12	Arizona	R	S	1.2	2	0	0	0-5
4/17	UCLA	R	W	1.1	0	0	0	0-2
4/18	UCLA	R	L	3.0	5	2	2	0-3
4/24	WSU	R	W	2.2	1	0	0	0-3
4/27	Wichita St.	R	S	1.0	2	0	0	0-1
4/28	Wichita St.	R	S	1.1	2	0	0	0-1
5/4	NMSU	R	---	1.0	1	0	0	0-0
5/14	Oregon St.	R	S	2.0	0	0	0	1-4
5/15	Oregon St.	R	S	0.2	1	0	0	0-1
5/22	Arizona	R	---	1.2	1	0	0	2-1
5/23	Arizona	R	---	0.2	2	3	3	1-1
5/30	Stanford (#2)	R	S	4.2	2	0	0	2-4
6/4	Pepperdine	R	---	0.2	1	1	0	0-1
6/5	Minnesota	R	S	3.2	4	1	1	3-4
Season Totals		25	4-2-8	56.1	52	24	21	20-57

Pat Bresnehan • RHP • #40

2005	Opp	S/R	W/L	IP	H	R	ER	BB-SO
1/28	LBSU (#14)	R	---	1.2	1	0	0	1-2
1/30	LBSU (#14)	R	---	0.2	3	1	1	1-2
2/6	OSU	R	---	4.1	4	1	1	1-7
2/12	Oklahoma	R	---	0.0	1	0	0	0-0
2/15	Arizona (#9)	R	---	5.1	2	0	0	2-7
2/20	Tulane (#1)	S	L	3.0	4	5	5	2-1
2/23	Arizona (#7)	S	---	1.0	3	1	1	0-2
2/26	Baylor (#8)	S	---	4.0	5	2	2	1-2
3/6	Ohio State	S	---	1.0	0	0	0	2-4
3/13	LSU (#5)	S	L	0.1	4	4	4	3-0
3/20	Oklahoma	S	---	3.0	2	3	3	2-3
3/25	USC (#21)	S	---	9.0	4	1	0	2-5
4/2	Wright St.	W	---	5.0	5	2	2	0-7
4/9	Cal - 2	W	---	5.2	10	6	5	3-4
4/17	Stanford (#14)	S	---	4.0	7	3	3	2-4
4/24	UCLA	S	---	5.2	10	6	6	1-6
5/0	OSU (#6)	S	L	2.1	4	3	2	0-1
5/14	Arizona (#7)	R	---	1.0	0	0	0	0-1
5/15	Arizona (#7)	R	---	0.1	0	0	0	1-0
5/16	Arizona (#8)	R	---	3.0	6	8	8	2-5
Season Totals		20	3-4-0	65.1	77	46	43	26-63

2004	Opp	S/R	W/L	IP	H	R	ER	BB-SO
2/7	FSU (#18)	R	W	0.2	0	0	0	0-0
2/8	FSU (#18)	R	---	0.0	1	3	3	3-0
2/15	OKLA	R	---	0.1	0	0	0	0-1
2/16	Gonzaga	R	W	5.0	4	0	0	1-7
2/24	ARIZ (#16)	R	S	3.0	0	0	0	1-5
2/28	UConn	R	W	4.0	2	2	2	4-5
3/5	ECU (#18)	R	S	1.0	0	0	0	0-1
3/6	ECU (#18)	R	S	2.0	1	0	0	0-2
3/14	Tulane (#11)	R	S	2.0	1	0	0	0-2
3/16	Okl. State	R	S	1.2	2	0	0	0-1
3/19	California	R	---	2.0	1	0	0	1-1
3/21	California	R	---	2.0	6	2	2	0-0
3/28	Washington	R	L	2.2	4	3	3	1-2
4/4	USC	R	---	2.2	3	2	2	1-3
4/8	ORU (#24)	R	L	1.1	3	6	3	4-2
4/12	Arizona	S	---	2.2	5	4	4	3-1
4/18	UCLA	R	---	1.0	1	0	0	0-1
4/25	WSU	R	---	0.2	1	3	3	3-1
4/27	Wichita St.	R	---	2.2	1	0	0	3-4
5/4	NMSU	R	---	1.0	2	1	1	1-2
5/18	New Mexico	R	---	0.2	0	0	0	0-1
5/23	Arizona	R	---	0.2	1	0	0	0-1
5/29	Stanford (#2)	R	---	2.1	2	0	0	2-2
Season Totals		23	3-2-5	41.1	41	28	22	27-45

Sun Devil Baseball 2005

Sun Devil Pitchers – Career Game-by-Game

2003	Opp	S/R	W/L	IP	H	R	ER	BB-SO
1/18	UHH	S	W	7.1	1	2	0	1-7
1/26	SDSU	S	W	4.0	1	0	0	0-4
2/2	LBSU	S	W	6.2	6	2	0	1-1
2/8	BYU	S	---	2.1	6	4	4	1-1
2/17	Gonzaga	S	---	2.0	4	3	3	2-2
2/21	Dayton	R	---	2.0	0	1	0	1-1
2/28	PSU	R	W	5.2	3	0	0	0-6
3/6	CSUN	S	W	6.0	7	2	2	1-5
3/16	Oklahoma	S	W	5.0	3	1	0	2-3
3/22	Stanford	S	---	4.0	7	2	2	0-5
3/29	USC	S	---	6.0	7	5	5	0-3
4/7	GCU	R	---	1.0	0	0	0	0-1
4/11	California	S	W	7.0	10	2	2	3-0
4/17	UCLA	S	---	2.2	6	5	5	0-1
4/27	WSU	R	---	1.0	0	0	0	1-0
4/30	Oklahoma	S	---	3.0	4	2	2	2-2
5/17	Washington	S	L	5.0	5	5	5	1-4
5/24	Arizona	S	W	7.0	7	0	0	1-6
6/1	UNLV	R	---	2.0	1	0	0	0-1
6/6	CSF	S	L	6.1	9	5	5	1-8
Season Totals:		20	8-2	86.0	87	41	35	18-61

Ty Marotz • RHP • #47

2005	Opp	S/R	W/L	IP	H	R	ER	BB-SO
1/29	LBSU (#14)	R	---	2.2	2	1	1	0-4
2/7	NMSU	S	---	5.2	6	3	3	0-3
2/15	Arizona (#9)	R	L	0.2	2	2	2	0-1
2/19	Tulane (#1)	R	---	1.0	2	0	0	1-1
2/23	Arizona (#7)	R	---	0.1	1	1	1	0-0
3/24	USC (#21)	R	---	2.2	1	0	0	1-3
4/1	Wright St.	R	---	2.0	4	1	0	0-1
4/16	Stanford (#14)	R	W	1.0	1	0	0	0-2
4/22	UCLA	R	W	1.0	0	0	0	0-1
4/29	OSU (#6)	R	---	1.0	3	1	1	0-0
5/4	UVSC	R	---	1.0	0	0	0	0-1
5/15	Arizona (#7)	R	---	1.0	4	3	3	1-1
5/16	Arizona (#8)	R	---	1.1	1	0	0	0-3
Season Totals		13	2-1	21.1	27	12	11	3-21

2004	Opp	S/R	W/L	IP	H	R	ER	BB-SO
2/7	FSU (#18)	R	---	0.2	1	1	1	1-0
2/14	Utah	R	---	2.0	1	0	0	0-3
2/27	UConn	R	---	1.1	1	0	0	1-1
2/29	UConn	R	---	1.0	3	3	3	0-2
3/7	ECU (#18)	R	---	0.1	0	0	0	0-0
3/17	Okl. State	R	---	3.0	3	1	1	1-2
3/20	California	R	---	0.1	1	2	1	1-0
4/8	ORU (#24)	R	---	0.2	0	0	0	0-0
4/10	ORU (#24)	R	---	2.1	1	0	0	1-4
4/16	UCLA	R	---	1.1	0	0	0	0-2
4/18	UCLA	S	---	1.2	1	1	1	3-2
4/25	WSU	R	---	2.0	1	0	0	0-2
4/27	Wichita St.	S	---	0.1	1	3	2	2-0
5/19	NMSU	S	---	3.2	7	3	3	2-5
5/23	Arizona	R	---	0.1	1	0	0	0-1
5/30	Stanford (#2)	R	---	1.0	1	1	1	1-1
6/4	Pepperdine	R	---	0.0	0	2	2	2-0
Season Totals		17	0-0	22.0	24	17	15	15-25

Brett Bordes • LHP • #49

2005	Opp	S/R	W/L	IP	H	R	ER	BB-SO
1/30	LBSU (#14)	S	L	4.0	6	3	0	0-4
2/6	OSU	S	L	4.1	6	6	4	2-2
2/13	Gonzaga	R	---	4.2	3	0	0	0-3
2/15	Arizona (#9)	R	---	2.1	3	3	3	1-2
2/19	Tulane (#1)	R	---	1.0	3	2	2	1-0
2/20	Tulane (#1)	R	---	3.2	2	3	3	1-1
2/23	Arizona (#7)	R	---	1.1	0	0	0	0-0
2/26	Baylor (#8)	R	W	2.0	3	1	1	1-0
2/27	Baylor (#8)	R	---	0.1	0	0	0	0-0
3/6	Ohio State	R	S	3.0	1	0	0	1-4
3/11	LSU (#5)	R	---	2.1	0	0	0	0-3
3/13	WIU	R	---	1.1	1	0	0	0-0
3/20	Oklahoma	R	---	3.0	3	0	0	1-2
3/24	USC (#21)	R	L	0.0	0	2	2	2-0
3/26	USC (#21)	R	W	1.0	2	0	0	0-0
4/3	Wright St.	R	---	1.0	1	0	0	0-1
4/9	Cal - 1	R	---	3.1	3	2	2	1-0
4/9	Cal - 2	R	W	0.0	1	0	0	0-0
4/16	Stanford (#14)	R	---	1.0	0	1	1	1-0
4/17	Stanford (#14)	R	---	1.0	1	0	0	0-0
4/23	UCLA	R	S	3.0	1	0	0	0-4
4/29	OSU (#6)	R	---	0.1	0	0	0	0-1
5/1	OSU (#6)	R	---	3.1	1	0	0	1-3
5/4	UVSC	R	L	4.2	5	4	4	1-2
5/16	Arizona (#8)	S	L	3.0	4	5	4	1-1
Season Totals		25	3-5-2	55.0	50	32	26	15-33

2004	Opp	S/R	W/L	IP	H	R	ER	BB-SO
2/7	FSU (#18)	S	---	0.2	4	6	6	3-2
2/15	OKLA	R	---	2.0	3	2	2	1-3
2/24	ARIZ (#16)	W	---	6.0	3	0	0	3-10
3/14	Tulane (#11)	S	---	4.1	3	0	0	3-6
3/20	California	R	---	2.1	6	4	4	1-1
3/27	Washington	S	W	6.0	4	4	4	5-6
4/3	USC	S	---	1.1	2	1	1	3-1
4/18	UCLA	R	---	0.2	0	3	3	4-2
4/27	Wichita St.	R	---	0.2	1	0	0	0-0
5/3	NMSU	R	S	4.0	2	1	1	1-3
5/16	Oregon St.	S	W	5.0	4	2	1	2-4
5/23	Arizona	S	L	0.1	3	6	6	4-0
5/30	Stanford (#2)	S	---	0.1	4	4	4	1-0
Season Totals:		13	3-1-1	33.2	39	32	32	30-38

2003	Opp	S/R	W/L	IP	H	R	ER	BB-SO
1/16	UHH	R	---	1.2	0	0	0	2-2
1/19	UHH - 2	R	---	1.0	1	1	1	1-1
1/26	SDSU	R	---	0.1	1	0	0	1-0
1/31	LBSU	R	---	0.1	2	1	1	0-0
2/8	BYU	R	---	1.1	0	0	0	0-3
2/15	Okl. State	R	---	2.0	2	1	1	3-2
2/22	ND	R	---	2.1	1	0	0	2-3
3/2	PSU	R	---	0.2	2	0	0	0-2
3/9	CSUN	R	---	2.0	0	0	0	1-1
3/14	Oklahoma	R	---	1.0	1	0	0	1-1
3/16	Oklahoma	R	---	1.0	1	1	1	0-2
3/19	Wichita St.	R	---	1.0	1	2	2	1-0
3/23	Stanford	R	---	1.0	0	0	0	0-0
3/24	Stanford	R	---	0.1	1	0	0	1-0
3/28	USC	R	W	0.1	0	0	0	0-0
3/30	USC	R	---	0.1	2	1	1	1-0
4/2	N. Mexico	R	---	0.2	1	1	1	2-2
4/13	Cal - 2	R	---	1.0	0	0	0	2-0
4/17	UCLA	R	---	0.2	0	0	0	0-1
4/18	UCLA	R	L	1.0	0	1	1	0-1
4/26	WSU	R	---	0.1	0	0	0	2-0
4/27	WSU	R	---	1.0	1	0	0	1-2
5/14	Oregon St.	R	---	1.0	3	2	0	0-1
5/18	UW	R	---	2.0	0	0	0	3-1
5/25	Arizona	R	---	0.2	0	1	1	2-1
6/1	UNLV	R	---	1.0	0	0	0	0-1
6/8	CSF	R	---	2.0	0	0	0	2-1
Season Totals:		27	1-1	28.0	21	12	10	28-27

Tony Barnette • RHP • #50

2005	Opp	S/R	W/L	IP	H	R	ER	BB-SO
1/28	LBSU (#14)	R	---	2.0	0	1	0	1-2
1/30	LBSU (#14)	R	---	2.1	3	2	2	0-3
2/5	Gonzaga	R	---	1.0	4	3	3	1-0
2/6	OSU	R	---	0.1	5	5	5	0-1
2/7	NMSU	R	---	0.1	0	0	0	0-0
2/12	Oklahoma	R	W	3.2	1	0	0	1-5
2/15	Arizona (#9)	S	---	5.1	5	2	1	2-3
2/20	Tulane (#1)	R	---	1.0	3	1	1	1-0
2/23	Arizona (#7)	S	L	1.2	6	5	5	0-1
2/26	Baylor (#8)	R	---	1.2	0	0	0	0-2
2/27	Baylor (#8)	R	---	0.1	2	1	0	1-1
3/5	ECU	R	---	2.2	1	0	0	1-1
3/13	WIU	S	---	1.2	7	4	4	1-2
3/13	LSU (#5)	R	---	3.0	6	6	5	1-6
3/18	Oklahoma	R	---	2.2	2	0	0	0-4
3/20	Oklahoma	R	W	2.2	2	2	2	1-1
3/24	USC (#21)	R	---	1.1	4	3	3	3-2
4/2	Wright St.	R	---	2.0	0	0	0	1-2
4/9	Cal - 1	R	---	2.0	3	1	1	0-3
4/16	Stanford (#14)	R	---	0.1	0	0	0	0-0
4/17	Stanford (#14)	R	W	1.0	3	2	2	1-0
4/22	UCLA	R	S	3.0	1	0	0	0-4
4/24	UCLA	R	S	0.1	0	0	0	0-1
5/1	OSU (#6)	R	---	1.1	2	0	0	0-1
5/4	UVSC	R	---	0.1	2	1	1	0-1
5/16	Arizona (#8)	R	---	0.2	4	4	4	1-1
Season Totals		26	3-1-2	43.0	66	43	39	17-47



Sun Devil Baseball 2005

Sun Devil Miscellaneous Hitting Statistics

Stats By Position			Stats By Order			Record By Margin				Big Innings	
Pos.	HR	RBI	Pos.	HR	RBI	No.	Total	H	A	Runs	No.
C	6	53	1	1	29	1R	7-6	5-1	2-5	2	37
1B	14	51	2	5	37	2R	6-1	4-0	2-1	3	29
2B	3	33	3	3	40	3R	1-1	0-1	1-0	4	14
3B	2	24	4	12	42	4R	3-3	2-1	1-2	5	2
SS	0	27	5	7	47	5R	1-1	0-0	1-1	6	4
LF	3	31	6	5	46	6R	0-4	0-1	0-3	7	2
CF	1	28	7	3	30	7R	3-0	2-0	1-0	8	0
RF	4	40	8	1	38	8R	2-0	2-0	0-0	9	1
DH/P	4	28	9	0	25	9R	0-1	0-1	0-0	10+	1
PH	0	14	Tot.	37	331	10+R	7-3	4-2	3-1	Tot.	90
Tot.	37	331				Tot.	30-20	19-7	11-13		

'A' includes neutral

How the Sun Devils Have Scored:

0-Out Runs	1-Out Runs	2-Out Runs	Total Runs	Two-Out RBI
62	134	175	371	151

Home Runs By ASU (37)

Player	Date	Opp.	Pitcher	Runners
Gosewisch	2/6	Oregon St.	Maxwell (L)	2-run HR
Larish	2/12	S. Alabama	Walters (R)	2-run HR
Larish	2/12	Oklahoma	McCutchen (R)	3-run HR
Fox	2/20	Tulane	Crowel (L)	2-run HR
Larish	2/23	Arizona	Coulon (L)	Solo HR
Larish	2/23	Arizona	Berger (L)	Solo HR
Buck	2/25	Baylor	Taylor (L)	Grand Slam
Fox	2/26	Baylor	VanAllen (L)	2-run HR
Fox	2/27	Baylor	McCormick (R)	3-run HR
Gosewisch	3/5	ECU	Brooks (R)	2-run HR
Larish	3/6	ECU	Brooks (R)	3-run HR
Larish	2/12	WIU	Adams (R)	3-run HR
Zinicola	2/12	WIU	Pendell (L)	2-run HR
Larish	2/12	WIU	Mandele (L)	2-run HR
Gosewisch	2/13	WIU	Kohorst (R)	2-run HR
Larish	2/13	WIU	Kohorst (R)	Solo HR
Fox	2/13	WIU	Pyles (L)	2-run HR
Larish	2/13	WIU	Pendell (L)	3-run HR
Dhaenens	2/13	WIU	Pendell (L)	2-run HR
Gosewisch	2/13	LSU	Smith (L)	Solo HR
Larish	3/18	Oklahoma	Brownell (R)	Solo HR
Buck	3/20	Oklahoma	Burns (R)	Solo HR
Gosewisch	3/20	Oklahoma	Burns (R)	Solo HR
Curtis	3/25	USC	Guy (R)	2-run HR
Larish	3/25	USC	Aguilar (R)	2-run HR
Larish	3/26	USC	Spradlin (L)	Solo HR
Dhaenens	4/1	Wright St.	Kearcher (L)	2-run HR
Laguna	4/3	Wright St.	Barrett (R)	3-run HR
Larish	4/3	Wright St.	Stevens (R)	Solo HR
Persichina	4/3	Wright St.	Stevens (R)	Solo HR
Hoof	4/9	Cal - 1	Dworkis (R)	Solo HR
Larish	4/15	Stanford	Romanczuk (L)	2-run HR
Buck	4/16	Stanford	Holler (L)	2-run HR
Gosewisch	4/22	UCLA	Ambriz (R)	2-run HR
Larish	4/24	UCLA	Schroeder (L)	2-run HR
Larish	4/29	Oregon St.	Gunderson (L)	2-run HR
Buck	5/4	UVSC	Jensen (R)	Solo HR

Bunt Chart:

Name	Bunts	H	SAC
Sferra	25	13	5
Romine	14	3	4
Laguna	2	1	0
Hoof	3	1	0
Buck	9	4	3
Persichina	2	0	2
Larish	1	0	1
Curtis	7	3	3
Larish	2	0	2
Dhaenens	3	0	3
Gosewisch	1	0	1

Home Runs By Opponents (40)

Player	Date	Team	Pitcher	Runners
Sindlinger	1/30	LBSU	Bordes	2-run HR
Thibault	2/5	Gonzaga	Urquidez	Solo HR
Anderson	2/6	Oregon St.	Bordes	Solo HR
Harvey	2/7	NMSU	Marotz	Solo HR
Harvey	2/7	NMSU	Zinicola	3-run HR
Van Houten	2/15	Arizona	Bordes	2-run HR
Brown	2/15	Arizona	Marotz	2-run HR
Southard	2/18	Tulane	Urquidez	Solo HR
Barket	2/20	Tulane	Bresnehan	Grand Slam
Manzello	2/20	Tulane	Bordes	Solo HR
Frey	2/23	Arizona	Barnette	Solo HR
Boyer	2/23	Arizona	Dryanski	Solo HR
Hundley	2/23	Arizona	Bresnehan	Solo HR
Reynolds	2/26	Baylor	Bresnehan	Solo HR
Reynolds	2/27	Baylor	Averill	2-run HR
Webb	3/4	UNC	Zinicola	Solo HR
Flack	3/4	UNC	Zinicola	2-run HR
Richardson	3/5	ECU	Averill	Solo HR
Stewart	3/11	LSU	Zinicola	2-run HR
Pacyga	3/13	WIU	Satow	3-run HR
Patterson	3/13	LSU	Bresnehan	3-run HR
Gill	3/13	LSU	Urquidez	Grand Slam
Patterson	3/13	LSU	Urquidez	Solo HR
Harris, C.	3/13	LSU	Urquidez	Solo HR
Stavinoha	3/13	LSU	Urquidez	Solo HR
Liuzza	3/13	LSU	Barnette	2-run HR
Clement	3/26	USC	Urquidez	Solo HR
Satin	4/9	Cal - 1	Zinicola	Solo HR
Bussiere	4/9	Cal - 1	Bordes	2-run HR
Errecart	4/9	Cal - 2	Bresnehan	Solo HR
Craig	4/9	Cal - 2	Dryanski	Solo HR
Bussiere	4/10	Cal	Averill	2-run HR
Rapoport	4/15	Stanford	Averill	Solo HR
Rapoport	4/17	Stanford	Bresnehan	Solo HR
Jensen	4/22	UCLA	Averill	Solo HR
Jensen	4/23	UCLA	Urquidez	Solo HR
Lissman	4/29	Oregon St.	Averill	3-run HR
Hundley	5/15	Arizona	Urquidez	Solo HR
Van Houten	5/15	Arizona	Marotz	3-run HR
Van Houten	5/15	Arizona	Dryanski	2-run HR

Series Pitching Breakdown:

	W-L	ERA	IP	H	R	ER	BB	SO
LBSU	1-2	5.67	27.0	39	24	17	7	31
Schaefer Tour.	1-1	6.00	36.0	42	30	24	9	34
Surprise	2-1	1.67	27.0	22	9	5	4	23
Tulane	0-3	8.62	24.0	33	24	23	14	16
Baylor	2-1	2.57	28.0	28	15	8	9	23
ECU Tourney	3-0	1.55	29.0	16	6	5	15	26
LSU/WIU	2-2	8.47	34.0	56	40	32	19	27
Oklahoma	3-0	3.00	27.0	20	10	9	11	25
USC	2-1	3.33	27.0	22	11	10	14	13
Wright State	3-0	1.33	27.0	23	5	4	4	29
California	1-2	6.04	25.1	36	18	17	11	17
Stanford	3-0	5.33	27.0	31	16	16	6	23
UCLA	3-0	3.67	27.0	25	15	11	10	28
Oregon State	1-2	3.96	25.0	26	12	11	9	13
Arizona	1-2	10.33	27.0	41	36	31	14	19
Washington	0-0	0.00	0.0	0	0	0	0	0
WSU	0-0	0.00	0.0	0	0	0	0	0

Series Batting Breakdown:

	AVG	AB	R	H	RBI	2B-3B-HR	BB-SO
LBSU	.298	104	12	31	10	6-2-0	9-21
Schaefer	.347	150	39	52	35	16-2-1	16-31
Surprise	.274	95	14	26	14	3-0-2	9-13
Tulane	.235	102	7	24	7	4-0-1	6-18
Baylor	.303	99	24	30	23	2-1-3	13-17
ECU Tourney	.210	100	17	21	12	4-0-2	20-29
LSU/WIU	.412	177	57	73	52	14-3-9	15-11
Oklahoma	.260	96	16	25	13	5-2-3	13-16
USC	.322	118	27	38	22	9-1-3	13-26
Wright State	.389	113	38	44	36	3-2-4	24-15
California	.298	104	17	31	15	8-0-1	11-17
Stanford	.314	102	25	32	23	6-1-2	17-22
UCLA	.443	115	38	51	25	8-0-2	12-19
Oregon State	.272	103	9	28	7	2-0-1	9-15
Arizona	.262	103	14	27	12	2-0-0	11-21
Washington	.000	0	0	0	0	0-0-0	0-0
WSU	.000	0	0	0	0	0-0-0	0-0

Pinch-Hitting Statistics:

Player	AB	AVG	H	2B	3B	HR	RBI
Stockfisch	3	1.000	3	0	0	0	3
Bordes	1	1.000	1	1	0	0	0
Zinicola	8	.375	3	0	0	0	1
Laguna	8	.375	3	2	1	0	5
Sogard	9	.222	2	0	0	0	2
Butler	7	.143	1	0	0	0	0
Fox	17	.176	3	0	0	0	1
Biancamano	13	.154	2	0	0	0	0
Dhaenens	10	.100	1	0	0	0	0
Landry	3	.000	0	0	0	0	0
Persichina	9	.000	0	0	0	0	0
Sferra	2	.000	0	0	0	0	0
Totals:	91	.209	19	3	1	0	14

ASU Double Plays (48):

Type	No.	Inning	Ending
643	13		10
463	12		4
543			3
63	5		1
163	2		1
L36	1		0
1522	1		0
F91	1		0
363	2		1
L14	1		0
P53 - Bunt	1		0
L64	1		1
32	1		1
5262	1		1
53	1		1
L93	1		1
1463	1		0



Sun Devil Baseball 2005

Starting Lineups By Batting Order


Date	Opponent	No. (Time)	Record	1	2	3	4	5	6	7	8	9
1/28	LBSU	1 (1)	0-1	Hooft	Buck	Gosewisch	Larish	Curtis	Biancamano	Persichina	Romine	Sferra
1/29	LBSU	2 (1)	1-0	Curtis	Buck	Gosewisch	Larish	Zinicola	Persichina	Hooft	Romine	Sferra
1/30	LBSU	3 (1)	0-1	Buck	Hooft	Larish	Zinicola	Curtis	Gosewisch	Persichina	Romine	Sferra
2/4	NMSU	4 (1)	1-0	Curtis	Hooft	Buck	Zinicola	Larish	Gosewisch	Biancamano	Romine	Sferra
2/5	Gonzaga	5 (1)	1-0	Curtis	Hooft	Buck	Larish	Gosewisch	Zinicola	Biancamano	Romine	Sferra
2/6	Oregon State	5 (2)	1-1	Curtis	Hooft	Buck	Larish	Gosewisch	Zinicola	Biancamano	Romine	Sferra
2/7	NMSU	6 (1)	1-0	Curtis	Hooft	Buck	Larish	Gosewisch	Laguna	Persichina	Romine	Sferra
2/12	South Alabama	6 (2)	2-0	Curtis	Hooft	Buck	Larish	Gosewisch	Laguna	Persichina	Romine	Sferra
2/12	Oklahoma	6 (3)	3-0	Curtis	Hooft	Buck	Larish	Gosewisch	Laguna	Persichina	Romine	Sferra
2/13	Gonzaga	7 (1)	0-1	Curtis	Hooft	Buck	Larish	Gosewisch	Persichina	Biancamano	Romine	Sferra
2/15	Arizona	8 (1)	0-1	Curtis	Hooft	Buck	Larish	Gosewisch	Biancamano	Zinicola	Romine	Sferra
2/18	Tulane	9 (1)	0-1	Buck	Gosewisch	Hooft	Curtis	Larish	Zinicola	Biancamano	Romine	Sferra
2/19	Tulane	10 (1)	0-1	Sferra	Curtis	Buck	Gosewisch	Persichina	Hooft	Larish	Zinicola	Romine
2/20	Tulane	11 (1)	0-1	Buck	Hooft	Curtis	Gosewisch	Persichina	Laguna	Larish	Fox	Romine
2/23	Arizona	12 (1)	0-1	Buck	Hooft	Curtis	Larish	Zinicola	Persichina	Gosewisch	Laguna	Romine
2/25	Baylor	13 (1)	1-0	Laguna	Buck	Curtis	Larish	Gosewisch	Persichina	Biancamano	Romine	Sferra
2/26	Baylor	14 (1)	1-0	Sferra	Buck	Curtis	Larish	Gosewisch	Fox	Biancamano	Persichina	Romine
2/27	Baylor	15 (1)	0-1	Sferra	Buck	Curtis	Larish	Gosewisch	Fox	Sogard	Persichina	Romine
3/4	North Carolina	16 (1)	1-0	Sferra	Buck	Curtis	Larish	Gosewisch	Fox	Landry	Romine	G. Bordes
3/5	East Carolina	17 (1)	1-0	Sferra	Buck	Curtis	Larish	Gosewisch	Sogard	Butler	Romine	Persichina
3/6	Ohio State	16 (2)	2-0	Sferra	Buck	Curtis	Larish	Gosewisch	Fox	Landry	Romine	G. Bordes
3/11	LSU	18 (1)	0-1	Sferra	Buck	Larish	Gosewisch	Curtis	Fox	Laguna	Romine	Persichina
3/12	W. Illinois	19 (1)	1-0	Laguna	Buck	Curtis	Gosewisch	Larish	Fox	Butler	Dhaenens	Romine
3/13	W. Illinois	19 (2)	2-0	Laguna	Buck	Curtis	Gosewisch	Larish	Fox	Butler	Dhaenens	Romine
3/13	LSU	20 (1)	0-1	Landry	Buck	Curtis	Gosewisch	Fox	Larish	Zinicola	Biancamano	Romine
3/18	Oklahoma	21 (1)	1-0	Laguna	Buck	Larish	Gosewisch	Curtis	Fox	Dhaenens	Persichina	Romine
3/19	Oklahoma	22 (1)	1-0	Hooft	Buck	Gosewisch	Curtis	Fox	Larish	Zinicola	Laguna	Romine
3/20	Oklahoma	23 (1)	1-0	Laguna	Buck	Larish	Fox	Curtis	Gosewisch	Hooft	Zinicola	Romine
3/24	USC	24 (1)	0-1	Hooft	Buck	Curtis	Larish	Gosewisch	Laguna	Dhaenens	Persichina	Romine
3/25	USC	25 (1)	1-0	Hooft	Buck	Gosewisch	Larish	Curtis	Laguna	Dhaenens	Sferra	Romine
3/26	USC	26 (1)	1-0	Laguna	Buck	Gosewisch	Larish	Curtis	Hooft	Dhaenens	Sferra	Romine
4/1	Wright State	26 (2)	2-0	Laguna	Buck	Gosewisch	Larish	Curtis	Hooft	Dhaenens	Sferra	Romine
4/2	Wright State	26 (3)	3-0	Laguna	Buck	Gosewisch	Larish	Curtis	Hooft	Dhaenens	Sferra	Romine
4/3	Wright State	26 (4)	4-0	Laguna	Buck	Gosewisch	Larish	Curtis	Hooft	Dhaenens	Sferra	Romine
4/9	California	27 (1)	1-0	Laguna	Buck	Gosewisch	Larish	Curtis	Hooft	Dhaenens	Persichina	Sferra
4/9	California	27 (2)	1-1	Laguna	Buck	Gosewisch	Larish	Curtis	Hooft	Dhaenens	Persichina	Sferra
4/10	California	28 (1)	0-1	Laguna	Buck	Gosewisch	Larish	Curtis	Dhaenens	Hooft	Persichina	Sferra
4/15	Stanford	27 (3)	2-1	Laguna	Buck	Gosewisch	Larish	Curtis	Hooft	Dhaenens	Persichina	Sferra
4/16	Stanford	28 (2)	1-1	Laguna	Buck	Gosewisch	Larish	Curtis	Dhaenens	Hooft	Persichina	Sferra
4/17	Stanford	29 (1)	1-0	Laguna	Buck	Gosewisch	Larish	Curtis	Hooft	Dhaenens	Landry	Persichina
4/22	UCLA	30 (1)	1-0	Laguna	Buck	Gosewisch	Larish	Curtis	Dhaenens	Hooft	Sferra	Romine
4/23	UCLA	31 (1)	1-0	Curtis	Buck	Larish	Gosewisch	Dhaenens	Hooft	Averill	Sferra	Romine
4/24	UCLA	32 (1)	1-0	Curtis	Buck	Larish	Gosewisch	Urquidez	Dhaenens	Hooft	Sferra	Persichina
4/29	Oregon State	33 (1)	0-1	Curtis	Buck	Gosewisch	Larish	Bowman	Dhaenens	Hooft	Sferra	Persichina
4/30	Oregon State	34 (1)	1-0	Curtis	Buck	Gosewisch	Larish	Fox	Dhaenens	Hooft	Sferra	Romine
5/1	Oregon State	35 (1)	0-1	Curtis	Buck	Dhaenens	Larish	Gosewisch	Urquidez	Hooft	Sferra	Romine
5/4	Utah Valley St.	36 (1)	0-1	Hooft	Buck	Curtis	Larish	Gosewisch	Fox	Dhaenens	Romine	Sferra
5/14	Arizona	37 (1)	1-0	Hooft	Buck	Gosewisch	Larish	Curtis	Laguna	Sferra	Dhaenens	Romine
5/15	Arizona	38 (1)	0-1	Hooft	Buck	Gosewisch	Larish	Curtis	Sferra	Dhaenens	Laguna	Romine
5/16	Arizona	39 (1)	0-1	Curtis	Sferra	Buck	Larish	Gosewisch	Dhaenens	Zinicola	Romine	Hooft

Total Number of Different Batting Lineups: 39

Most Common Lineup by Batting Order: #26 (4 times)



Sun Devil Baseball 2005



Starting Lineups By Defensive Lineup

Date	Opponent	No. (Time)	Record	C	1B	2B	3B	SS	LF	CF	RF	DH
1/28	LBSU	1 (1)	0-1	Gosewisch	Persichina	Biancamano	Larish	Romine	Curtis	Sferra	Buck	Hooft
1/29	LBSU	2 (1)	1-0	Gosewisch	Persichina	Hooft	Larish	Romine	Curtis	Sferra	Buck	Zinicola
1/30	LBSU	2 (2)	1-1	Gosewisch	Persichina	Hooft	Larish	Romine	Curtis	Sferra	Buck	Zinicola
2/4	NMSU	3 (1)	1-0	Gosewisch	Larish	Biancamano	Hooft	Romine	Curtis	Sferra	Buck	Zinicola
2/5	Gonzaga	3 (2)	2-0	Gosewisch	Larish	Biancamano	Hooft	Romine	Curtis	Sferra	Buck	Zinicola
2/6	Oregon State	3 (3)	2-1	Gosewisch	Larish	Biancamano	Hooft	Romine	Curtis	Sferra	Buck	Zinicola
2/7	NMSU	4 (1)	1-0	Gosewisch	Larish	Persichina	Hooft	Romine	Curtis	Sferra	Buck	Laguna
2/12	South Alabama	4 (2)	2-0	Gosewisch	Larish	Persichina	Hooft	Romine	Curtis	Sferra	Buck	Laguna
2/12	Oklahoma	4 (3)	3-0	Gosewisch	Larish	Persichina	Hooft	Romine	Curtis	Sferra	Buck	Laguna
2/13	Gonzaga	5 (1)	0-1	Gosewisch	Larish	Persichina	Hooft	Romine	Curtis	Sferra	Buck	Biancamano
2/15	Arizona	3 (4)	2-2	Gosewisch	Larish	Biancamano	Hooft	Romine	Curtis	Sferra	Buck	Zinicola
2/18	Tulane	3 (5)	2-3	Gosewisch	Larish	Biancamano	Hooft	Romine	Curtis	Sferra	Buck	Zinicola
2/19	Tulane	6 (1)	0-1	Gosewisch	Larish	Persichina	Hooft	Romine	Curtis	Sferra	Buck	Zinicola
2/20	Tulane	7 (1)	0-1	Gosewisch	Larish	Persichina	Hooft	Romine	Curtis	Buck	Laguna	Fox
2/23	Arizona	8 (1)	0-1	Gosewisch	Larish	Persichina	Hooft	Romine	Curtis	Buck	Laguna	Zinicola
2/25	Baylor	9 (1)	1-0	Gosewisch	Larish	Persichina	Biancamano	Romine	Curtis	Sferra	Buck	Laguna
2/26	Baylor	10 (1)	1-0	Gosewisch	Larish	Persichina	Biancamano	Romine	Curtis	Sferra	Buck	Fox
2/27	Baylor	11 (1)	0-1	Gosewisch	Larish	Persichina	Sogard	Romine	Curtis	Sferra	Buck	Fox
3/4	North Carolina	12 (1)	1-0	Gosewisch	Larish	G. Bordes	Landry	Romine	Curtis	Sferra	Buck	Fox
3/5	East Carolina	13 (1)	1-0	Gosewisch	Larish	Persichina	Sogard	Romine	Curtis	Sferra	Buck	Butler
3/6	Ohio State	12 (2)	2-0	Gosewisch	Larish	G. Bordes	Landry	Romine	Curtis	Sferra	Buck	Fox
3/11	LSU	14 (1)	0-1	Gosewisch	Larish	Persichina	Buck	Romine	Sferra	Curtis	Laguna	Fox
3/12	W. Illinois	15 (1)	1-0	Gosewisch	Larish	Dhaenens	Buck	Romine	Butler	Curtis	Laguna	Fox
3/13	W. Illinois	15 (2)	2-0	Gosewisch	Larish	Dhaenens	Buck	Romine	Butler	Curtis	Laguna	Fox
3/13	LSU	16 (1)	0-1	Gosewisch	Zinicola	Biancamano	Landry	Romine	Larish	Curtis	Buck	Fox
3/18	Oklahoma	17 (1)	1-0	Gosewisch	Persichina	Dhaenens	Buck	Romine	Larish	Curtis	Laguna	Fox
3/19	Oklahoma	18 (1)	1-0	Gosewisch	Zinicola	Hooft	Buck	Romine	Larish	Curtis	Laguna	Fox
3/20	Oklahoma	18 (2)	2-0	Gosewisch	Zinicola	Hooft	Buck	Romine	Larish	Curtis	Laguna	Fox
3/24	USC	19 (1)	0-1	Gosewisch	Persichina	Dhaenens	Buck	Romine	Larish	Curtis	Laguna	Hooft
3/25	USC	20 (1)	1-0	Gosewisch	Larish	Dhaenens	Buck	Romine	Curtis	Sferra	Laguna	Hooft
3/26	USC	20 (2)	2-0	Gosewisch	Larish	Dhaenens	Buck	Romine	Curtis	Sferra	Laguna	Hooft
4/1	Wright State	20 (3)	3-0	Gosewisch	Larish	Dhaenens	Buck	Romine	Curtis	Sferra	Laguna	Hooft
4/2	Wright State	21 (1)	1-0	Gosewisch	Larish	Dhaenens	Buck	Romine	Hooft	Sferra	Laguna	Curtis
4/3	Wright State	20 (4)	4-0	Gosewisch	Larish	Dhaenens	Buck	Romine	Curtis	Sferra	Laguna	Hooft
4/9	California	22 (1)	1-0	Gosewisch	Larish	Dhaenens	Hooft	Persichina	Curtis	Sferra	Buck	Laguna
4/9	California	22 (2)	1-1	Gosewisch	Larish	Dhaenens	Hooft	Persichina	Curtis	Sferra	Buck	Laguna
4/10	California	22 (3)	1-2	Gosewisch	Larish	Dhaenens	Hooft	Persichina	Curtis	Sferra	Buck	Laguna
4/15	Stanford	22 (4)	2-2	Gosewisch	Larish	Dhaenens	Hooft	Persichina	Curtis	Sferra	Buck	Laguna
4/16	Stanford	22 (5)	3-2	Gosewisch	Larish	Dhaenens	Hooft	Persichina	Curtis	Sferra	Buck	Laguna
4/17	Stanford	23 (1)	1-0	Gosewisch	Larish	Dhaenens	Hooft	Persichina	Laguna	Curtis	Buck	Landry
4/22	UCLA	24 (1)	1-0	Gosewisch	Larish	Dhaenens	Hooft	Romine	Curtis	Sferra	Buck	Laguna
4/23	UCLA	25 (1)	1-0	Gosewisch	Larish	Dhaenens	Hooft	Romine	Curtis	Sferra	Buck	Averill
4/24	UCLA	26 (1)	1-0	Gosewisch	Larish	Dhaenens	Hooft	Persichina	Curtis	Sferra	Buck	Urquidez
4/29	Oregon State	27 (1)	0-1	Gosewisch	Larish	Dhaenens	Hooft	Persichina	Curtis	Sferra	Buck	Bowman
4/30	Oregon State	28 (1)	1-0	Gosewisch	Larish	Dhaenens	Hooft	Romine	Curtis	Sferra	Buck	Fox
5/1	Oregon State	29 (1)	0-1	Gosewisch	Larish	Dhaenens	Hooft	Romine	Curtis	Sferra	Buck	Urquidez
5/4	Utah Valley St.	28 (2)	1-1	Gosewisch	Larish	Dhaenens	Hooft	Romine	Curtis	Sferra	Buck	Fox
5/14	Arizona	30 (1)	1-0	Gosewisch	Larish	Dhaenens	Hooft	Romine	Laguna	Curtis	Buck	Sferra
5/15	Arizona	30 (2)	1-1	Gosewisch	Larish	Dhaenens	Hooft	Romine	Laguna	Curtis	Buck	Sferra
5/16	Arizona	31 (1)	0-0	Gosewisch	Zinicola	Dhaenens	Hooft	Romine	Curtis	Sferra	Buck	Larish

Total Number of Different Defensive Lineups: 31

Most Common Lineup by Defense: #3 & #22 (5 times)



Sun Devil Baseball 2005

Game-by-Game Capsules:

GAME 1

#14 Long Beach State 7, #9 SUN DEVILS 3

Jan. 28 at Packard Stadium

	<u>1</u>	<u>2</u>	<u>3</u>	<u>4</u>	<u>5</u>	<u>6</u>	<u>7</u>	<u>8</u>	<u>9</u>		<u>R</u>	<u>H</u>	<u>E</u>
LBSU	2	0	1	0	1	0	0	1	2	-	7	10	0
ASU	0	0	0	2	0	1	0	0	0	-	3	11	3

W: Ramos (1-0); L: Averill (0-1); S: Jamison (1)

HR: None

Time: 3:51 Attendance: 4,783 Record: 0-1

HIGHLIGHTS: A two-out, two-run double by designated hitter Evan Longoria in the top of the first inning gave No. 14 Long Beach State a lead they would never relinquish in a season-opening 7-3 victory over No. 9 Arizona State University in front of 4,783 fans Friday night at Packard Stadium. ASU out-hit the 49ers 11-10, but the defense committed costly errors in the loss. Sophomore left fielder Colin Curtis led the offense going 3-for-4 with a two-run triple. Sophomore lefty Erik Averill was saddled with the loss giving up four runs and nine hits in four innings.

GAME 2

#9 SUN DEVILS 8, #14 Long Beach State 6

Jan. 29 at Packard Stadium

	1	2	3	4	5	6	7	8	9		R	H	E
LBSU	0	0	1	2	2	0	0	1	0	-	6	13	3
ASU	0	1	0	0	1	2	0	3	x	-	8	11	0

W: Zinicola (1-0); L: Liebel (0-1); S: None

HR: None

Time: 3:36 Attendance: 2,926 Record: 1-1

HIGHLIGHTS: Freshman center fielder J.J. Sferra singled home the game-winning run in the bottom of the eighth inning to lead the No. 9 Sun Devils to a 8-6 come-from-behind victory over No. 14 Long Beach State in a non-conference game Saturday afternoon at Packard Stadium. The Devils (1-1) trailed Long Beach State (1-1) 5-1 heading into their half of the fifth inning before mother nature halted the game for over an hour with rain and thunder storms passing through the East Valley. ASU scored a single tally right out of the gates in the fifth and then tied the game with a three-run sixth inning. Sferra's game-winning single was part of a three-run eighth inning. Zechry Zinicola picked up the win with 1.1 scoreless innings. Senior transfer Joey Hooft led the Sun Devil offense going 3-for-4 with two runs scored, one RBI and a stolen base.

GAME 3

#14 Long Beach State 11, #9 SUN DEVILS 1

Jan. 30 at Packard Stadium

	1	2	3	4	5	6	7	8	9		R	H	E
LBSU	0	0	3	0	0	0	3	0	5	-	11	16	0
ASU	0	0	0	1	0	0	0	0	0	-	1	9	1

W: Estrada (1-0); L: Bordes (0-1); S: None

HR: Sindlinger (1)

Time: 3:24 Attendance: 2,823 Record: 1-2

HIGHLIGHTS: The ninth-ranked Arizona State University baseball team dropped the final game of a season-opening three-game series against No. 14 Long Beach State, 11-1, Sunday afternoon in non-conference action at Packard Stadium. ASU starter Brett Bordes was saddled with the tough luck loss giving up three unearned runs in four innings of work. The junior lefty struck out four and did not allow a walk in his 2005 debut. ASU designated hitter Zechry Zinicola and senior catcher Tuffy Gosewisch each recorded two hits for the Sun Devils. Junior preseason All-American Travis Buck went 1-for-4 with a double and finished the week-end 5-for-12 (.417).

GAME 4

#9 SUN DEVILS 12, NMSU 0

Feb. 4 at Packard Stadium

	1	2	3	4	5	6	7	8	9		R	H	E
NMSU	0	0	0	0	0	0	0	0	0	-	0	7	2
ASU	0	1	2	0	2	4	0	3	x	-	12	15	0

W: Averill (1-1); L: Conner (0-1); S: None

HR: None

Time: 2:47 Attendance: 2,163 Record: 2-2

HIGHLIGHTS: Arizona State junior starting pitcher Erik Averill struck out a career high 14 batters in a complete-game shutout to lead the No. 9 Sun Devils to a commanding 12-0 victory over New Mexico State Friday evening at Packard Stadium in the third game of the Bob Schaefer Memorial Tournament. Senior first baseman Jeff Larish added four hits and four RBI as the Sun Devils improved to 2-2 on the season and 1-0 in tournament action. Joey Hooft, Tuffy Gosewisch and Travis Buck all added two hits apiece as the Devils recorded a season high with 15 hits.

GAME 5

#9 SUN DEVILS 10, Gonzaga 8

Feb. 5 at Packard Stadium

	<u>1</u>	<u>2</u>	<u>3</u>	<u>4</u>	<u>5</u>	<u>6</u>	<u>7</u>	<u>8</u>	<u>9</u>		<u>R</u>	<u>H</u>	<u>E</u>
GU	0	0	1	2	0	0	0	2	3	-	8	11	0
ASU	0	3	0	1	4	1	1	0	x	-	10	14	4

W: Urquidez (1-0); L: Bryner (0-1); S: Zinicola (1)

HR: Thibault (1)

Time: 3:24 Attendance: 2,073 Record: 3-2

HIGHLIGHTS: Arizona State freshmen Vinny Biancamano and Andrew Romine each recorded three hits and sophomore closer Zechry Zinicola recorded his first save of the season by holding off a late rally to lead the No. 9 Sun Devils to a 10-8 victory over Gonzaga Saturday afternoon at Packard Stadium. Senior starting pitcher Jason Urquidez gave up six hits and five runs (four earned) in seven-plus innings. Biancamano and Romine were part of a 14-hit attack that saw five players record multi-hit games. Freshman teammate J.J. Sferra added two hits as the No. 7-8-9 hitters in the ASU lineup combined to go 8-for-11 with three doubles and five RBI. Sophomore left fielder Colin Curtis went 2-for-4 with three RBI and senior catcher Tuffy Gosewisch was 2-for-4 with two RBI.

GAME 6

Oregon State 12, #9 SUN DEVILS 6

Feb. 6 at Packard Stadium

	<u>1</u>	<u>2</u>	<u>3</u>	<u>4</u>	<u>5</u>	<u>6</u>	<u>7</u>	<u>8</u>	<u>9</u>		<u>R</u>	<u>H</u>	<u>E</u>
OSU	0	2	0	1	8	0	1	0	0	-	12	15	1
ASU	0	4	1	0	0	0	0	1	0	-	6	8	5

W: Gunderson (1-0); L: Bordes (0-2); S: None

HR: Anderson (1), Gosewisch (1)

Time: 3:16 Attendance: 2,099 Record: 3-3

HIGHLIGHTS: An eight-run fifth inning by Oregon State and five errors cost the No. 9 Arizona State Sun Devils proved costly in a 12-6 non-conference loss to the Beavers Sunday afternoon at Packard Stadium in the fourth day of the Bob Schaefer Memorial Baseball Tournament. Despite committing four errors in the first three innings, the Sun Devils still held a 5-2 lead. After a single tally in the fourth, OSU sent 11 batters to the plate and hit five doubles in the eight-run fifth to put the game out of reach. Lead-off hitter Colin Curtis was the only Sun Devil to record a multi-hit game, going 2-for-5 with one RBI to extend his hitting streak to seven games dating back to the end of the 2004 season. Senior catcher Tuffy Gosewisch went 1-for-4 with ASU's first home run of the season. Freshman shortstop Andrew Romine went 1-for-2 to extend his hitting streak to five games.

GAME 7

#12 SUN DEVILS 11, NMSU 10

Feb. 7 at Packard Stadium

	<u>1</u>	<u>2</u>	<u>3</u>	<u>4</u>	<u>5</u>	<u>6</u>	<u>7</u>	<u>8</u>	<u>9</u>		<u>R</u>	<u>H</u>	<u>E</u>
NMSU	1	1	0	1	0	0	0	4	3	-	10	9	1
ASU	2	2	1	0	0	0	0	3	3	-	11	15	2

W: Zinicola (2-0); L: Gausman (0-1); S: None

HR: Harvey (2)

Time: 3:30 Attendance: 2,547 Record: 4-3

HIGHLIGHTS: Colin Curtis hit a walk-off single to score J.J. Sferra with the game-winning run to cap a three-run ninth inning as the No. 12 Sun Devils pulled off a wild 11-10 victory over New Mexico State Monday evening at Packard Stadium in the final game of the Bob Schaefer Memorial Tournament. The ninth-inning rally was a fitting end to a game that saw ASU lead 5-3 after seven innings and featured four lead changes over the final two innings. The Aggies scored four runs in the top of the eighth to grab a 7-5 lead, but the Sun Devils answered with three runs in the bottom of the eighth to regain the lead at 8-7. Senior third baseman Joey Hooft appeared to have the game-winning hit with a two-run double, staking the Devils to an 8-7 lead. Not to be outdone, New Mexico State left fielder Adam Harvey hit a three-run home run with two outs in the top of the ninth inning off ASU closer Zechry Zinicola to give NMSU a 10-8 lead. Tuffy Gosewisch fueled the ninth-inning heroics with a leadoff double off the right field wall. After a single by redshirt freshman Rocky Laguna, Gosewisch pulled the Devils to within one run when he scored on a wild pitch. Down to their last out after consecutive strikeouts by Joe Persichina and Seth Dhaenens, Sferra responded after being down in the count 1-2 with a clutch single up the middle to score Laguna with tying run. Sferra stole second base and scored the winner when Curtis drilled a full-count slider from NMSU closer Brian Gausman into left field to end the game. Gosewisch went 3-for-5 with three doubles and two RBI and Laguna went 3-for-5 with four stolen bases in his first career start.

GAME 8

#12 SUN DEVILS 7, South Alabama 2

Feb. 12 at Surprise Stadium

	1	2	3	4	5	6	7	8	9		R	H	E
USA	0	0	0	0	0	0	0	0	2	-	2	5	0
ASU	0	1	0	0	5	0	1	0	x	-	7	10	2

W: Averill (2-1); L: Walters (0-1); S: None

HR: Larish (1)

Time: 2:24 Attendance: 1,003 Record: 5-3

HIGHLIGHTS: Erik Averill threw his second consecutive complete-game to lead the No. 12 Sun Devils to a 7-2 victory over South Alabama in the first game of the Coca-Cola Spring Training Classic at Surprise Stadium. Preseason All-Americans Jeff Larish and Travis Buck each went 2-for-4 with two RBI and Larish added his first home run of the season to lead the ASU offense that registered 10 hits. Six of ASU's seven runs came with two outs on the scoreboard, including all runs in the season-high five-run fifth. Joey Hooft also added two hits in the victory. Averill scattered five hits and allowed only one earned run while striking out eight and walking only one.

GAME 9

#12 SUN DEVILS 7, Oklahoma 5

Feb. 12 at Surprise Stadium

	<u>1</u>	<u>2</u>	<u>3</u>	<u>4</u>	<u>5</u>	<u>6</u>	<u>7</u>	<u>8</u>	<u>9</u>		<u>R</u>	<u>H</u>	<u>E</u>
OKLA	1	0	0	0	0	4	0	0	0	-	5	11	1
ASU	3	0	0	0	2	2	0	0	x	-	7	12	1

W: Barnette (1-0); L: Patterson (0-1); S: None

HR: Larish (2)

Time: 3:21 Attendance: 678 Record: 6-3

HIGHLIGHTS: Jeff Larish went 2-for-4 with four RBI and junior reliever Tony Barnette allowed one hit in 3.2 shutout innings to lead the No. 12 Sun Devils to a 7-5 victory over Oklahoma at Surprise Stadium to conclude the first day of the Coca-Cola Spring Training Classic. Barnette came out of the bullpen in relief of starter Jason Urquidez and reliever Pat Bresnahan with the go-ahead run on third base, but got two quick strikeouts to keep the game tied. He went on to strike out five and walk only one in 3.2 innings to pick up his first win as a Sun Devil. Urquidez scattered nine hits and gave up five runs (four earned) in 5.1 innings to record the no-decision. Larish went 2-for-4 and ended the day 4-for-8 with six RBI and a pair of home runs. Sophomore leadoff hitter Colin Curtis was 2-for-5 with two runs scored and an RBI and sophomore second baseman Joe Persichina went 2-for-4 for his first multi-hit performance of the year.

GAME 10

Gonzaga 2, #12 SUN DEVILS 0

Feb. 13 at Surprise Stadium

	<u>1</u>	<u>2</u>	<u>3</u>	<u>4</u>	<u>5</u>	<u>6</u>	<u>7</u>	<u>8</u>	<u>9</u>		<u>R</u>	<u>H</u>	<u>E</u>
GU	0	0	0	1	1	0	0	0	0	-	2	6	0
ASU	0	0	0	0	0	0	0	0	0	-	0	4	3

W: Donovan (1-1); L: Zinicola (2-1); S: Albrecht (1)

HR: None

Time: 2:15 Attendance: 456 Record: 6-4

HIGHLIGHTS: Gonzaga starting pitcher Patrick Donovan threw seven shutout innings to make a pair of unearned runs standup in a 2-0 upset of No. 12 Arizona State Sun Devils on Sunday afternoon in the final game of the Coca-Cola Spring Training Classic at Surprise Stadium. ASU sophomore Zechry Zinicola made his first start of the year and was saddled with the tough-luck loss. Zinicola gave up only three hits and two unearned runs in 4.1 innings. He struck out four and walked only one to fall to 2-1 on the season. Junior left-hander Brett Bordes dominated in his first relief appearance of the year with 4.2 scoreless innings. He scattered three hits and struck out three to keep ASU close. Second baseman Joe Persichina recorded two of ASU's four hits with his second consecutive multi-hit game.



Sun Devil Baseball 2005

Game-by-Game Capsules:

GAME 11

#9 Arizona 7, #11 SUN DEVILS 6

Feb. 15 at Kindall Field at Sancet Stadium

	1	2	3	4	5	6	7	8	9	10	11	12	13	14	R	H	E
ASU	1	2	0	1	1	0	0	0	0	0	0	0	0	1	-	6	11 3
UA	1	0	0	0	0	1	3	0	0	0	0	0	0	2	-	7	12 2

W: Koons (1-0); L: Marotz (0-1); S: None

HR: Van Houten (1), Brown (3)

Time: 5:13 Attendance: 1,310 Record: 6-5

HIGHLIGHTS: Arizona first baseman Jordan Brown hit a two-out, two-run walk-off home run in the bottom of the 14th inning to give the No. 9 Wildcats a dramatic 7-6 victory over No. 12 Arizona State at Kindall Field at Sancet Park. The Sun Devils pulled ahead with a two-out, bases loaded walk to Joe Persichina in the top of the 14th before the Wildcats staged the two-out rally. Jeff Van Houten laced a single up the middle and Brown followed drilling a 2-1 fastball from Ty Marotz over the right field fence for the game to give UA the victory. The heart-breaking loss spoiled a pair of solid pitching performances from Tony Barnette and Pat Bresnehan. Making his first career start, Barnette scattered five hits and two runs in 5.1 innings. Bresnehan tied a career high with seven strikeouts in the longest outing of his career (5.1 IP). Left fielder Colin Curtis went 4-for-6 to lead the Sun Devil offense.

GAME 12

#1 Tulane 8, #11 SUN DEVILS 2

Feb. 18 at Turchin Stadium

	1	2	3	4	5	6	7	8	9		R	H	E
ASU	0	0	0	0	1	0	0	1	0	-	2	6	2
TUL	3	0	0	0	4	1	0	0	x	-	8	10	1

W: Boguevic (2-0); L: Urquidez (1-1); S: Mohl (1)

HR: Southard (2)

Time: 3:05 Attendance: 3,784 Record: 6-6

HIGHLIGHTS: The top-ranked Tulane Green Wave score three innings in the first inning and never looked back in a 8-2 victory over No. 11 Arizona State University Friday evening in non-conference action at Turchin Stadium. ASU starter Jason Urquidez took the loss giving up seven runs (six earned) and tied a career high with six walks in five innings. Despite striking out a season high seven batters, Urquidez fell to 1-1 on the year. Junior Kevin Dryanski allowed one run and struck out two over the final three innings. Colin Curtis led the Sun Devils at the plate going 2-for-3 for his team-leading seventh multi-hit game of the year.

GAME 13

#1 Tulane 7, #11 SUN DEVILS 2

Feb. 19 at Zephyr Field

	1	2	3	4	5	6	7	8	9		R	H	E
ASU	0	0	2	0	0	0	0	0	0	-	2	10	1
TUL	0	0	2	0	0	5	0	0	x	-	7	13	0

W: Owings (1-0); L: Averill (2-2); S: None

HR: None

Time: 2:41 Attendance: 7,435 Record: 6-7

HIGHLIGHTS: Tulane starting pitcher Micah Owings worked eight strong innings and helped his own cause at the plate with a two-run double to lift the No. 1 Green Wave to a series-clinching 7-2 victory over No. 11 Arizona State Saturday afternoon in front of 7,435 fans at Zephyr Field. Owings earned the win on the mound to improve to 1-0 on the season and finished 1-for-2 at the plate with two runs scored and two RBI. Junior Erik Averill was saddled with the loss for ASU giving up five runs in five innings. Senior catcher Tuffy Gosewisch led the ASU offense going 3-for-4 with two RBI to extend his career-high hitting streak to 11 games.

GAME 14

#1 Tulane 9, #11 SUN DEVILS 3

Feb. 20 at Turchin Stadium

	<u>1</u>	<u>2</u>	<u>3</u>	<u>4</u>	<u>5</u>	<u>6</u>	<u>7</u>	<u>8</u>	<u>9</u>		<u>R</u>	<u>H</u>	<u>E</u>
ASU	0	0	0	0	3	0	0	0	0	-	3	8	1
TUL	0	0	4	2	0	0	0	3	x	-	9	10	0

W: Crowel (2-0); L: Bresnehan (0-1); S: None

HR: Fox (1), Barket (1), Manzella (1)

Time: 2:45 Attendance: 3,085 Record: 6-8

HIGHLIGHTS: Tulane right fielder Matt Barket hit a grand slam home run to lead the top-ranked Green Wave to a 9-3 victory to clinch a non-conference series sweep over No. 11 Arizona State in front of 3,085 fans Sunday afternoon at Turchin Stadium. Jeff Larish led the Sun Devils going 2-for-4 with a pair of doubles. Rocky Laguna went 1-for-3 with a RBI double and freshman Willy Fox hit a two-run home run in his first career start

GAME 15

#7 Arizona 11, SUN DEVILS 5

Feb. 23 at Kindall Field at Sancet Stadium

	<u>1</u>	<u>2</u>	<u>3</u>	<u>4</u>	<u>5</u>	<u>6</u>	<u>7</u>	<u>8</u>	<u>9</u>		<u>R</u>	<u>H</u>	<u>E</u>
ASU	0	0	0	1	1	2	0	1	0	-	5	9	2
UA	3	2	0	2	1	0	0	3	x	-	11	17	0

W: Berger (2-0); L: Barnette (1-1); S: Melancon (1)

HR: Larish (2), Frey (1), Hundley (4), Boyer (1)

Time: 3:18 Attendance: 1,714 Record: 6-9

HIGHLIGHTS: Arizona State senior All-American Jeff Larish hit a pair of solo home runs, but it wasn't enough as the Sun Devils dropped their sixth straight game in a 11-5 non-conference loss to No. 7 Arizona Wednesday evening at Kindall Field at Sancet Park. Arizona scored nine of its 11 runs with two outs on the scoreboard. Larish went 2-for-3 and Joe Persichina (2-for-4) and Tuffy Gosewisch (2-for-4) each added multi-hit games. Junior Tony Barnette took the loss giving up six hits and five runs in 1.2 innings. Arizona center fielder Chris Frey went 3-for-5 with three runs and three RBI while falling a double short of hitting for the cycle.

GAME 16

SUN DEVILS 5, #8 Baylor 3

Feb. 25 at Packard Stadium

	1	2	3	4	5	6	7	8	9		R	H	E
BU	0	0	0	0	1	0	2	0	0	-	3	10	3
ASU	0	0	0	1	0	0	4	0	x	-	5	5	2

W: Urquidez (2-1); L: Taylor (2-1); S: None

HR: Buck (1)

Time: 2:43 Attendance: 2,627 Record: 7-9

HIGHLIGHTS: Arizona State junior right fielder Travis Buck connected on a game-winning grand slam home run in the bottom of the seventh inning to give the Sun Devils a 5-3 come-from-behind victory over No. 8 Baylor. The victory snapped a school-record-tying six-game losing streak. Jason Urquidez picked up the win with three dominating innings out of the bullpen. He improved to 2-1 on the season allowing only one hit and striking out four in his fifth career relief appearance. Sophomore starter Zechry Zimicola gave a quality start allowing three runs (two earned) and struck out a career-high six in six innings. Buck (2-for-4) and J.J. Sferri (2-for-3) accounted for four of ASU's five hits.

GAME 17

SUN DEVILS 12, #8 Baylor 4

Feb. 26 at Packard Stadium

	1	2	3	4	5	6	7	8	9		R	H	E
BU	0	0	0	1	2	0	1	0	0	-	4	8	2
ASU	2	0	1	2	3	0	1	3	x	-	12	16	1

W: Bordes (1-2); L: VanAllen (2-1); S: None

HR: Fox (2), Reynolds (3)

Time: 3:16 Attendance: 2,603 Record: 8-9

HIGHLIGHTS: Arizona State junior right fielder Travis Buck continued his hot hitting going 4-for-5 and freshman designated hitter Willy Fox went 2-for-4 with four RBI to lead the Sun Devils to a 12-4 victory over No. 8 Baylor. The Sun Devils recorded its best offensive performance of the season with 16 hits and 12 runs en route to securing the series victory over the nationally ranked Bears. Continuing a stretch of nine straight games against top 10 teams, ASU improved to 8-9 on the season and 3-7 against ranked opponents. Buck led five players with multi-hit games for the Sun Devils. Fox earned his second career start and responded hitting his second home run of the season. Colin Curtis also had a solid game going 3-for-3 with three RBI and two runs scored.

GAME 18

#8 Baylor 8, SUN DEVILS 7 (10 innings)

Feb. 27 at Packard Stadium

	<u>1</u>	<u>2</u>	<u>3</u>	<u>4</u>	<u>5</u>	<u>6</u>	<u>7</u>	<u>8</u>	<u>9</u>	<u>10</u>		<u>R</u>	<u>H</u>	<u>E</u>
BU	0	0	2	0	2	0	0	0	1	3	-	8	10	1
ASU	4	1	0	0	0	0	0	0	0	2	-	7	9	5

W: LaMotta (2-0); L: Urquidez (2-2); S: Woody (3)

HR: Fox (3), Reynolds (4)

Time: 3:39 Attendance: 2,799 Record: 8-10

HIGHLIGHTS: The No. 8 Baylor Bears capitalized on four Arizona State errors over the last three innings and held off a furious rally to salvage the final game of a three-game non-conference series with a 8-7 victory in 10 innings. Baylor took the lead with three unearned runs in the top of the 10th and held off a late ASU rally to avoid the series sweep.

GAME 19

SUN DEVILS 4, #4 North Carolina 3 (11)

Mar. 4 at Clark-LeClair Stadium

	<u>1</u>	<u>2</u>	<u>3</u>	<u>4</u>	<u>5</u>	<u>6</u>	<u>7</u>	<u>8</u>	<u>9</u>	<u>10</u>	<u>11</u>		<u>R</u>	<u>H</u>	<u>E</u>
UNC	0	0	0	0	0	3	0	0	0	0	0	-	3	3	3
ASU	0	1	0	0	0	0	2	0	0	0	1	-	4	8	1

W: Urquidez (3-2); L: Phillips (0-1); S: None

HR: Webb (2), Flack (2)

Time: 3:49 Attendance: 4,410 Record: 9-10

HIGHLIGHTS: Jason Urquidez struck out nine in 5.1 scoreless innings and sophomore left fielder Colin Curtis scored on a bases loaded wild pitch in the bottom of the 11th inning to lead the Sun Devils to a 4-3 victory over No. 4 North Carolina Friday evening at Clark-LeClair Stadium. Curtis reached base for the sixth time in the game on a fielding error by UNC shortstop Josh Horton with two outs in the 11th. Curtis stole second base and then senior first baseman Jeff Larish was intentionally walked and catcher Tuffy Gosewisch was hit by a pitch to load the bases. Curtis crossed the plate with the winning run on the wild pitch on reliever Bryan Phillips' first offering to pinch-hitter Rocky Laguna. Urquidez dominated out of the bullpen with a season-high nine strikeouts while not allowing a hit in 5.1 scoreless frames. Starter Zechry Zimicola was solid in his third start of the season, scattering three hits and three runs in 5.2 innings. He struck out five and walked four to remain 2-1 on the season. Travis Buck and J.J. Sferri were each 2-for-6 to lead the Sun Devil offense.

GAME 20

SUN DEVILS 10, East Carolina 3

Mar. 5 at Clark-LeClair Stadium

	<u>1</u>	<u>2</u>	<u>3</u>	<u>4</u>	<u>5</u>	<u>6</u>	<u>7</u>	<u>8</u>	<u>9</u>		<u>R</u>	<u>H</u>	<u>E</u>
ASU	5	0	2	3	0	0	0	0	0	-	10	5	1
ECU	1	0	0	0	0	0	2	0	0	-	3	7	2

W: Averill (3-2); L: Flye (3-1); S: None

HR: Larish (5), Gosewisch (2), Richardson (2)

Time: 3:04 Attendance: 5,023 Record: 10-10

HIGHLIGHTS: Arizona State senior catcher Tuffy Gosewisch went 2-for-4 with four RBI leading the Sun Devils to a 10-3 victory over East Carolina on a chilly Saturday evening during the second day of the Keith LeClair Classic at Clark LeClair Stadium. The Sun Devils scored five runs in the opening frame and added a two-run home run from Gosewisch in the third and a three-run home run from senior first baseman Jeff Larish in the fourth to account for all the scoring. Junior starting pitcher Erik Averill worked 6.1 strong innings giving up three runs (two earned) and six hits to improve to 3-2 on the season. He struck out three and walked a season-high four. Junior Tony Barnette closed out the victory with 2.2 scoreless frames.

GAME 21

SUN DEVILS 3, Ohio State 0

Mar. 6 at Clark-LeClair Stadium

	<u>1</u>	<u>2</u>	<u>3</u>	<u>4</u>	<u>5</u>	<u>6</u>	<u>7</u>	<u>8</u>	<u>9</u>		<u>R</u>	<u>H</u>	<u>E</u>
OSU	0	0	0	0	0	0	0	0	0	-	0	6	1
ASU	0	0	0	0	1	0	0	2	x	-	3	8	3

W: Bresnehan (1-1); L: DeLucia (0-1); S: Bordes (1)

HR: None

Time: 2:37 Attendance: 3,368 Record: 11-10

HIGHLIGHTS: Sophomore starting pitcher Pat Bresnehan and junior reliever Brett Bordes combined on a six-hit shutout in leading the Sun Devils to a 3-0 victory over Ohio State in the final day of the Keith LeClair Classic at Clark-LeClair Stadium. The Sun Devils extended their season high winning streak to three games to improve to 11-10 overall and have won five of their last six games. Bresnehan scattered five hits in six shutout innings to earn the victory and improve to 1-1 on the season. Bordes gave up one hit over the final three innings to seal the win and earn his first save of the year. ASU junior right fielder Travis Buck went 2-for-4 with a double and one RBI and freshman designated hitter Willy Fox went 1-for-4 with a two-run single.



Sun Devil Baseball 2005

Game-by-Game Capsules:

GAME 22

#5 LSU 6, SUN DEVILS 5

March 11 at Alex Box Stadium

	<u>1</u>	<u>2</u>	<u>3</u>	<u>4</u>	<u>5</u>	<u>6</u>	<u>7</u>	<u>8</u>	<u>9</u>		<u>R</u>	<u>H</u>	<u>E</u>
ASU	0	3	0	0	0	0	0	2	0	-	5	9	0
LSU	1	0	3	2	0	0	0	0	x	-	6	10	1

W: Mestepey (4-1); L: Zinicola (2-2); S: Dirks (1)

HR: Stewart (1)

Time: 2:40 Attendance: 7,298 Record: 11-11

HIGHLIGHTS: LSU senior starting pitcher Lane Mestepey scattered nine hits in eight solid innings and normal weekend starter Clay Dirks threw a scoreless ninth inning to lead the fifth-ranked Tigers to a 6-5 victory over Arizona State Friday night in front of 7,298 at Alex Box Stadium. ASU sophomore Zechry Zinicola was tagged for six runs and seven hits in three and one-third innings to record the loss. He battled control problems with three walks, two of which came around to score, and struck out one. The bullpen continued its recent dominance as Brett Bordes, Quentin Andes and Kevin Dryanski combined for 5.2 scoreless innings. Rocky Laguna led the Sun Devils at the plate going 2-for-4 with two RBI and shortstop Andrew Romine was 2-for-3.

GAME 23

SUN DEVILS 19, Western Illinois 1

March 12 at Alex Box Stadium

	<u>1</u>	<u>2</u>	<u>3</u>	<u>4</u>	<u>5</u>	<u>6</u>	<u>7</u>	<u>8</u>	<u>9</u>		<u>R</u>	<u>H</u>	<u>E</u>
WIU	0	0	0	0	1	0	0	0	0	-	1	8	5
ASU	1	4	0	4	2	4	3	1	x	-	19	23	1

W: Averill (4-2); L: Navin (0-2); S: Garrison (1)

HR: Larish 2 (7), Zinicola (1)

Time: 2:50 Attendance: 375 Record: 12-11

HIGHLIGHTS: Arizona State junior third baseman Travis Buck and freshman designated hitter Willy Fox each recorded four hits as the Sun Devils recorded season highs with 23 hits and 19 runs in a 19-1 victory over Western Illinois. Buck went 4-for-6 with four runs scored, two triples and four RBI to extend his season-high hitting streak to eight games. Fox recorded a career-high four hits by going 4-for-5 with two doubles and three runs scored. Senior first baseman Jeff Larish went 3-for-6 with a pair of home runs and five RBI. Seven Sun Devils in all recorded multi-hit games, including a 3-for-4 performance from leadoff hitter Rocky Laguna and the first two career hits from freshman reserve catcher Austin Stockfisch.

GAME 24

SUN DEVILS 30, Western Illinois 13

March 13 at Alex Box Stadium

	<u>1</u>	<u>2</u>	<u>3</u>	<u>4</u>	<u>5</u>	<u>6</u>	<u>7</u>	<u>8</u>	<u>9</u>		<u>R</u>	<u>H</u>	<u>E</u>
ASU	3	2	3	4	0	0	3	0	15	-	30	35	2
WIU	2	2	0	3	0	0	0	0	6	-	13	18	3

W: Satow (1-0); L: Kohorst (3-3); S: None

HR: Larish 2 (9), Gosewisch (3), Fox (4), Dhaenens (1)

Time: 3:44 Attendance: 175 Record: 13-11

HIGHLIGHTS: Led by six hits from junior Travis Buck and a pair of home runs from senior Jeff Larish, the Arizona State Sun Devils set a school record with 35 hits in a 30-13 victory over Western Illinois. In addition to setting the school record for hits in a game (35), the Sun Devils also set school records for total bases (57), most runs in an inning (15 in the 9th), hits in an inning (16 in the ninth) and tied for fourth in runs scored. Travis Buck went 6-for-8 with three RBI and senior Jeff Larish belted two home runs for the second consecutive game and went 4-for-6 while tying a school record with six runs scored. Rocky Laguna (3-for-4), Colin Curtis (2-for-8), Austin Stockfisch (2-for-2), Willy Fox (3-for-5, HR, 5 R, 3 RBI), Seth Dhaenens (3-for-5, 4 R, HR, 6 RBI) and Andrew Romine (5-for-5, 4 RBI) also contributed multi-hit performances in the record-breaking offensive contest. Fox also added his fourth home run of the season and went 3-for-3 with a double, single and home run in the 15-run ninth inning. Senior catcher Tuffy Gosewisch blasted his third of the year with a two-run shot to left field in the first inning and redshirt sophomore Seth Dhaenens hit his first career home run while going 3-for-5 with six RBI. Freshman left-hander Josh Satow earned the win in his collegiate debut allowing nine hits and nine runs (six earned) in 5.0 innings out of the bullpen. Junior starter Tony Barnette didn't last past the second inning giving up four runs on seven hits in just 1.2 innings.

GAME 25

#5 LSU 20, SUN DEVILS 3

March 13 at Alex Box Stadium

	<u>1</u>	<u>2</u>	<u>3</u>	<u>4</u>	<u>5</u>	<u>6</u>	<u>7</u>	<u>8</u>	<u>9</u>		<u>R</u>	<u>H</u>	<u>E</u>
ASU	2	0	0	0	0	1	0	0	0	-	3	6	3
LSU	4	0	0	12	1	2	0	1	x	-	20	20	1

W: Smith (4-1); L: Bresnahan (1-2); S: None

HR: Gosewisch (4), Gill (2), Patterson 2 (6), Harris, C. (3), Stavinoha (4), Liuzza (2)

Time: 2:54 Attendance: 7,422 Record: 13-12

HIGHLIGHTS: Led by a grand slam home run from third baseman Blake Gill, the fifth-ranked LSU Tigers hit four consecutive home runs as part of a 12-run fourth inning to overpower visiting Arizona State 20-3. Just a few hours after setting several offensive records in a 30-13 victory over Western Illinois, it was the Tigers that exploded for 20 hits, including six home runs and 11 extra base hits. The 12-run fourth inning marked the second most runs ASU has given up in an inning in school history. The 20 runs given up also rank tied for seventh in the record books. After recording a school-record 35 hits earlier in the afternoon, the Sun Devil bats fell silent with only six hits. Senior catcher Tuffy Gosewisch (Scottsdale, Ariz.) went 1-for-4 with two RBI and a solo home run.

GAME 26

SUN DEVILS 5, Oklahoma 4

March 18 at Packard Stadium

	<u>1</u>	<u>2</u>	<u>3</u>	<u>4</u>	<u>5</u>	<u>6</u>	<u>7</u>	<u>8</u>	<u>9</u>		<u>R</u>	<u>H</u>	<u>E</u>
OU	0	0	0	1	3	0	0	0	0	-	4	6	2
ASU	0	2	1	1	0	0	0	0	1	-	5	10	1

W: Urquidez (4-2); L: Brownell (0-1); S: None

HR: Larish (10)

Time: 3:17 Attendance: 3,516 Record: 14-12

HIGHLIGHTS: Jeff Larish hit a walk-off solo home run with one out in the bottom of the ninth inning to lift the Sun Devils to a 5-4 victory over the University of Oklahoma Friday night in front of 3,516 fans at Winkles Field at Packard Stadium. Larish finished 2-for-3 with two walks and hit his NCAA-leading 10th home run of the year to give the Sun Devils their eighth win in the last 11 games, improving to 14-12 overall. Jason Urquidez earned the win giving up two hits in 1.1 scoreless frames to improve to 4-2 on the season. Junior reliever Tony Barnett kept the Sun Devils in the game with four strikeouts in 2.2 scoreless frames. Larish notched his ninth multi-hit game of the year and was one of four Sun Devils to register a pair of hits in the victory. Junior pre-season All-American Travis Buck continued his hot hitting going 2-for-5 with an RBI and center fielder Colin Curtis and first baseman Joe Persichina each had two hits.

GAME 27

SUN DEVILS 5, Oklahoma 1

March 19 at Packard Stadium

	1	2	3	4	5	6	7	8	9		R	H	E
OU	1	0	0	0	0	0	0	0	0	-	1	5	2
ASU	0	3	1	0	0	0	1	0	x	-	5	6	2

W: Averill (5-2); L: Sandoval (1-1); S: None

HR: None

Time: 2:36 Attendance: 2,915 Record: 15-12

HIGHLIGHTS: Erik Averill allowed one unearned run in his third complete game of the year to lead the Sun Devils to a 5-1 victory over Oklahoma. Averill scattered five hits (all singles) and had only one ball reach the outfield in his third complete-game effort of the season. He improved to 5-2 on the season by striking out seven and walking two while allowing only an unearned run in the top of the first inning. The junior lefty lowered his season ERA to 2.75. The Sun Devils out-hit OU 6-5 with junior third baseman Travis Buck and sophomore center fielder Colin Curtis each recording two hits. Buck went 2-for-4 with a triple and has now recorded at least one hit in 11 of his last 12 games. The converted outfielder was also flawless in the field with seven assists. OU junior RHP P.J. Sandoval suffered the loss.

GAME 28

SUN DEVILS 6, Oklahoma 5

March 20 at Packard Stadium

	<u>1</u>	<u>2</u>	<u>3</u>	<u>4</u>	<u>5</u>	<u>6</u>	<u>7</u>	<u>8</u>	<u>9</u>		<u>R</u>	<u>H</u>	<u>E</u>
OU	0	2	0	1	0	0	0	2	0	-	5	9	4
ASU	1	0	0	1	1	0	3	0	x	-	6	9	0

W: Barnette (2-1); L: McCutchen (1-2); S: Urquidez (1)

HR: Gosewisch (5), Buck (2)

Time: 3:28 Attendance: 3,375 Record: 16-12

HIGHLIGHTS: A bases loaded, three-run double by senior second baseman Joey Hooft that was lost in the sun by Oklahoma center fielder Jeff Scuderi led the Arizona State Sun Devils to a series sweeping 6-5 victory over the Sooners Sunday afternoon in front of 3,375 at Winkles Field at Packard Stadium. With the game tied at 3-3 and the bases loaded with two outs, Hooft lofted the first offering from reliever Daniel McCutchen to center field for what looked to be the third out of the inning. But, Scuderi seemed to lose track of the ball and it dropped to allow three runs to score. Oklahoma climbed to within one run with a two-run pinch-hit double from Kevin Smith in the eighth and then put the tying run aboard in the ninth, but senior closer Jason Urquidez picked off Russell Raley at first base to end the game. Urquidez nailed down his first career save giving up two hits in two scoreless innings to make a winner of junior right-handed reliever Tony Barnette. Third baseman Travis Buck led the Sun Devils at the plate going 3-for-4 with a solo home run and three runs scored.

GAME 29

#21 USC 9, SUN DEVILS 8

March 24 at Dedeaux Field

	1	2	3	4	5	6	7	8	9		R	H	E
ASU	0	0	2	0	2	0	4	0	0	-	8	11	1
USC	0	0	1	1	4	3	0	0	x	-	9	10	0

W: Kennedy (3-1); L: Bordes (1-3); S: Koss (4)

HR: None

Time: 4:01 Attendance: 318 Record: 16-13

HIGHLIGHTS: Despite walking nine batters and hitting three more, the Arizona State Sun Devils still had a chance to win their Pac-10 opening game against No. 21 USC, but a late comeback wasn't enough in a 9-8 loss to the Trojans in a four-hour marathon Thursday night at Dedeaux Field. The Sun Devils scored four runs in the top of the seventh inning to pull to within one run, but USC closer Paul Koss shut the door on the victory with 2.2 scoreless innings to send the Trojans to their fifth straight victory. Travis Buck led the Sun Devils at the plate going 3-for-5 with two doubles and one RBI. Sophomore Colin Curtis and senior catcher Tuffy Gosewisch each added two hits as the Sun Devils out-hit the Trojans 11-10.

GAME 30

SUN DEVILS 17, #21 USC 1

March 25 at Dedeaux Field

	<u>1</u>	<u>2</u>	<u>3</u>	<u>4</u>	<u>5</u>	<u>6</u>	<u>7</u>	<u>8</u>	<u>9</u>		<u>R</u>	<u>H</u>	<u>E</u>
ASU	2	0	0	9	2	0	0	4	0	-	17	22	4
USC	0	0	1	0	0	0	0	0	0	-	1	4	3

W: Bresnahan (2-2); L: Bannister (4-2); S: None

HR: Curtis (1), Larish (11)

Time: 3:15 Attendance: 738 Record: 17-13

HIGHLIGHTS: Behind a complete game from sophomore starting pitcher Pat Bresnahan and a career-high five hits from senior catcher Tuffy Gosewisch, the Arizona State Sun Devils earned their first Pac-10 victory of the season with a 17-1 thumping of the No. 21 University of Southern California Trojans Friday night at Dedeaux Field. Leading 2-1, ASU broke the game open with a nine-run fourth frame by sending 14 batters to the plate. Sophomore second baseman Seth Dhaenens recorded two of the Devils' eight hits in the inning and sophomore Colin Curtis hit a two-run home run. Gosewisch also contributed a two-run triple down the right field line. The big inning gave Bresnahan a comfortable lead as he cruised to his first career victory as a starting pitcher. The sophomore right-hander struck out five and allowed only one unearned run and four hits (all singles). Gosewisch led six different Sun Devils who recorded multi-hit games by going 5-for-6 with four runs and four RBI. He fell just a home run short of hitting for the cycle with singles in the first, third and fifth innings, a two-run triple in the fourth and a two-run double in the eighth. Senior first baseman Jeff Larish went 2-for-7 with his Pac-10 leading two-run home run and Curtis went 3-for-6 with three RBI and hit his first homer of the season.



Sun Devil Baseball 2005

Game-by-Game Capsules:

GAME 31

SUN DEVILS 2, #21 USC 1

March 26 at Dedeaux Field

	1	2	3	4	5	6	7	8	9	10		R	H	E
ASU	0	0	0	1	0	0	0	0	0	1	-	2	5	0
USC	0	0	0	0	0	0	0	1	0	0	-	1	8	2

W: Bordes (2-3); L: Koss (2-1); S: Zinicola (2)

HR: Larish (12), Clement (5)

Time: 3:17 Attendance: 852 Record: 18-13

HIGHLIGHTS: Arizona State first baseman Jeff Larish hit his NCAA leading 12th home run of the season and knocked in the game-winning run on a sacrifice fly in the top of the 10th inning to lead the Sun Devils to a series clinching 2-1 victory over the No. 21 USC Trojans on Saturday afternoon at Dedeaux Field. ASU led 1-0 through seven innings on Larish's solo home run that led off the fourth inning. Senior starting pitcher Jason Urquidez held the Trojans scoreless until All-American catcher Jeff Clement drove a 3-2 fastball into the parking structure in right field to tie the game. Travis Buck led off the top of the 10th inning with a walk and moved to third base on a single by senior catcher Tuffy Gosewisch. Larish delivered the eventual game-winner lofting a 3-2 pitch from closer Paul Koss to right field to plate Buck with a sacrifice fly. After a double and a sac bunt moved the tying run to third base, sophomore Zachry Zinicola got Blake Sharpe to strike out and, after an intentional walk to Clement, got right fielder Cyle Hanker to bounce into a game-ending fielder's choice.

GAME 32

#24 SUN DEVILS 13, Wright State 1

April 1 at Packard Stadium

	1	2	3	4	5	6	7	8	9		R	H	E
WSU	0	0	0	0	0	1	0	0	0	-	1	11	1
ASU	0	4	0	6	0	0	1	2	x	-	13	16	2

W: Averill (6-2); L: Kearcher (2-1); S: None

HR: Dhaenens (2)

Time: 3:17 Attendance: 2,163 Record: 19-13

HIGHLIGHTS: Erik Averill tossed five scoreless innings to record his fourth straight decision and five players recorded multi-hit games to lead the No. 24 Sun Devils to a commanding 13-1 victory over Wright State University in non-conference action Friday night at Winkles Field at Packard Stadium. The Sun Devils out-hit the Raiders 16-11 with all 19 active position players seeing action in the contest. Redshirt freshman Rocky Laguna went 2-for-4 with three stolen bases and two RBI to lead the balanced offensive attack. Zachry Zinicola (2-for-2, 2 RBI), Colin Curtis (2-for-4, 2 R, 2 RBI), Joey Hooft (2-for-3, 3B, 2 RBI) and J.J. Sferri (2-for-2) also added multi-hit games. Sophomore second baseman Seth Dhaenens hit a two-run home run as part of the four-run second inning for his second homer of the season.

GAME 33

#24 SUN DEVILS 11, Wright State 3

April 2 at Packard Stadium

	1	2	3	4	5	6	7	8	9		R	H	E
WSU	0	0	0	0	0	1	0	0	0	-	1	11	1
ASU	0	4	0	6	0	0	1	2	x	-	13	16	2

W: Bresnehan (3-2); L: Snyder (1-4); S: None

HR: None

Time: 3:10 Attendance: 2,273 Record: 20-13

HIGHLIGHTS: Catcher Tuffy Gosewisch went 3-for-5 with four RBI to lead the No. 24 Sun Devils to a 11-3 series clinching victory over the Wright State Raiders on Saturday evening at Winkles Field at Packard Stadium. The Sun Devils won their fourth straight game and 14th out of the last 18 to improve to 20-13. Gosewisch led four players who tallied multi-hit games by recording his fifth game this season with three or more hits. Seth Dhaenens continued his hot hitting streak going 3-for-3 with one RBI and Rocky Laguna went 2-for-2 with three runs scored and reached base safely in each of his five plate appearances. Sophomore starting pitcher Pat Bresnehan tied his career high with seven strikeouts and limited the Raiders to five hits and two runs in five innings. The reigning Pac-10 Pitcher of the Week won his second straight start to improve to 3-2 on the season. Junior reliever Tony Barnett threw two scoreless frames and freshman right-hander Seth Garrison closed out the victory giving up one run and striking out three over the final two innings.

GAME 34

#24 SUN DEVILS 14, Wright State 1

April 3 at Packard Stadium

	<u>1</u>	<u>2</u>	<u>3</u>	<u>4</u>	<u>5</u>	<u>6</u>	<u>7</u>	<u>8</u>	<u>9</u>		<u>R</u>	<u>H</u>	<u>E</u>
WSU	0	0	0	1	0	0	0	0	0	-	1	5	3
ASU	1	6	3	0	0	2	2	0	x	-	14	15	0

W: Urquidez (5-2); L: Barrett (3-3); S: None

HR: Larish (13), Laguna (1), Persichina (1)

Time: 2:56 Attendance: 2,077 Record: 21-13

HIGHLIGHTS: Rocky Laguna went 3-for-4 with four RBI and hit his first career home run to lead the No. 24 Sun Devils to a 14-1 non-conference victory over Wright State on a sunny Sunday afternoon at Winkles Field at Packard Stadium. The Sun Devils swept the Raiders by a combined score of 38-5 to extend their season-high win streak to five games. Laguna had a pair of singles and a three-run home run to leads ASU's 15-hit attack. Seth Dhaenens continued his hot streak at the plate going 2-for-2 with two runs and a pair of walks. Senior first baseman Jeff Larish went 2-for-5 with three RBI, including a two-run double and his Pac-10 leading 13th home run of the season. Senior RHP Jason Urquidez earned the win in a predetermined four-inning start. Urquidez scattered three hits and struck out seven to improve to 5-2 on the season and 17-5 in his career.

GAME 35

#24 SUN DEVILS 11, California 7

April 9 at Evans Diamond (Game 1)

	<u>1</u>	<u>2</u>	<u>3</u>	<u>4</u>	<u>5</u>	<u>6</u>	<u>7</u>	<u>8</u>	<u>9</u>		<u>R</u>	<u>H</u>	<u>E</u>
ASU	0	4	0	0	3	2	2	0	0	-	11	13	0
CAL	0	2	2	0	0	0	0	2	1	-	7	12	2

W: Bordes (3-3); L: Dworkis (3-5); S: None

HR: Hooft (1), Satin (3), Bussiere (3)

Time: 3:34 Attendance: 472 Record: 22-13

HIGHLIGHTS: Travis Buck went 3-for-4 with two RBI and senior catcher Tuffy Gosewisch was 2-for-4 with three RBI to lead the No. 24 Sun Devils to a 11-7 victory over the California Golden Bears in the first game of a Pac-10 doubleheader Saturday afternoon at Evans Diamond. Buck raised his season batting average to a team-leading .361 with a pair of singles and his team-leading 14th double of the season. Gosewisch recorded his team-leading 13th multi-RBI game of the season, including a clutch two-out, two-run double in the top of the second inning. Leadoff hitter Rocky Laguna (2-for-6), second baseman Seth Dhaenens (2-for-3) and freshman center fielder J.J. Sferri (2-for-3) also notched multi-hit games as the Sun Devils out-hit Cal 13-12. Brett Bordes picked up the win out of the bullpen giving up three hits and two runs in 3.1 innings to improve to 3-3 on the season.

GAME 37

California 7, #24 SUN DEVILS 3

April 9 at Evans Diamond (Game 2)

	1	2	3	4	5	6	7	8	9		R	H	E
ASU	0	4	0	0	3	2	2	0	0	-	11	13	0
CAL	0	2	2	0	0	0	0	2	1	-	7	12	2

W: Gold (5-3); L: Bresnehan (3-3); S: None

HR: Errecart (6), Craig (4)

Time: 2:52 Attendance: 403 Record: 22-14

HIGHLIGHTS: California starting pitcher Adam Gold gave up three runs while working into the eighth inning to lead the Golden Bears to a 7-3 victory over No. 24 Arizona State to salvage the second game of a Pac-10 doubleheader Saturday afternoon at Evans Diamond. ASU starting pitcher Pat Bresnehan (Sherborn, Mass.) was saddled with the loss giving up six runs (five earned) in 5.2 innings to fall to 3-3 on the year. Colin Curtis led the Sun Devils at the plate going 3-for-4. Senior first baseman Jeff Larish hit a pair of doubles while going 2-for-3 with one run scored. Sophomore second baseman Seth Dhaenens continued his hot hitting by going 2-for-4 with one RBI to extend his hitting streak to five games. Leadoff hitter Rocky Laguna notched his sixth straight multi-hit game by going 2-for-5 to extend his hitting streak to eight games.

GAME 37

California 4, #24 SUN DEVILS 3

April 10 at Evans Diamond

	<u>1</u>	<u>2</u>	<u>3</u>	<u>4</u>	<u>5</u>	<u>6</u>	<u>7</u>	<u>8</u>	<u>9</u>		<u>R</u>	<u>H</u>	<u>E</u>
ASU	0	0	0	0	2	1	0	0	0	-	3	8	0
CAL	0	0	0	0	2	0	0	0	2	-	4	9	1

W: Talbott (3-1); L: Urquidez (5-3); S: None

HR: Bussiere (4)

Time: 2:58 Attendance: 513 Record: 22-15

HIGHLIGHTS: The California Golden Bears scored two runs in the bottom of the ninth inning off Arizona State closer Jason Urquidez to earn a 4-3 come-from-behind win and a crucial Pac-10 series victory over the No. 24 Sun Devils on a sunny Sunday afternoon at Evans Diamond. ASU carried a 3-2 lead into the bottom of the ninth inning, but a single and two walks off Urquidez loaded the bases. With one out, Cal leadoff hitter Mike Van Winden plated the game-tying run with a sharp single to left field. Third baseman Matt Einspahr followed with a line drive just over the glove shortstop Joe Persichina to drive home the game-winner. The ninth-inning rally spoiled another solid start from junior left-hander Erik Averill. Averill surrendered two runs and six hits in 5.2 innings while taking the no-decision. He struck out four and did not walk a batter.

GAME 38

SUN DEVILS 9, #14 Stanford 2

April 15 at Packard Stadium

	<u>1</u>	<u>2</u>	<u>3</u>	<u>4</u>	<u>5</u>	<u>6</u>	<u>7</u>	<u>8</u>	<u>9</u>		<u>R</u>	<u>H</u>	<u>E</u>
STAN	1	0	0	0	1	0	0	0	0	-	2	5	0
ASU	3	0	4	2	0	0	0	0	x	-	9	12	0

W: Averill (7-2); L: Romanczuk (5-4); S: None

HR: Larish (14), Rapoport (2)

Time: 2:38 Attendance: 2,842 Record: 23-15

HIGHLIGHTS: Erik Averill scattered five hits in eight strong innings to lead the Sun Devils to a commanding 9-2 victory over No. 14 Stanford Friday evening in Pac-10 action at Winkles Field at Packard Stadium. Averill won his fifth straight decision to improve to 7-2 on the season. The southpaw struck out five and walked one while improving to 19-8 in his career. Senior first baseman Jeff Larish went 2-for-3 with three RBI and hit his Pac-10 leading 14th home run of the year to lead the Sun Devils at the plate. ASU out-hit Stanford 12-5 and were led by five players with multi-hit games. Right fielder Travis Buck (2-for-3, 2 R), catcher Tuffy Gosewisch (2-for-4, 2 RB), third baseman Joey Hooft (2-for-4) and second baseman Seth Dhaenens (2-for-4) all recorded two hits in the ASU victory.

GAME 39

SUN DEVILS 6, #14 Stanford 5

April 16 at Packard Stadium

	<u>1</u>	<u>2</u>	<u>3</u>	<u>4</u>	<u>5</u>	<u>6</u>	<u>7</u>	<u>8</u>	<u>9</u>		<u>R</u>	<u>H</u>	<u>E</u>
STAN	0	0	1	0	0	1	2	1	0	-	5	9	0
ASU	0	2	0	0	0	0	1	0	3	-	6	9	2

W: Marotz (1-1); L: Holler (6-2); S: None

HR: Buck (3)

Time: 3:44 Attendance: 3,337 Record: 24-15

HIGHLIGHTS: Shortstop Joe Persichina drew a bases loaded walk with two outs in the bottom of the ninth inning to cap a three-run ninth inning to lead the Sun Devils to a dramatic 6-5 come-from-behind victory over the No. 14 Stanford Cardinal on Saturday night at Winkles Field at Packard Stadium. Junior pre-season All-American Travis Buck hit a game-tying two-run home run earlier in the ninth inning to set up the game-winning rally. Trailing 5-3 heading into their last at-bat, the Devils mounted a rally that ended in the third walk-off win of the season. After designated hitter Rocky Laguna led off the ninth with a single to center field, Buck drove a 2-2 pitch from Stanford ace reliever Blake Holler onto Rural Road over the right field fence to tie the game. Holler got two quick outs, but then walked left fielder Colin Curtis and was removed from the game after surrendering an infield single to second baseman Seth Dhaenens (Chandler, Ariz.). Freshman Nolan Gallagher came out of the bullpen and walked Joey Hooft to load the bases and then forced home the game-winner by missing on four out of five pitches to Persichina. Senior right-handed pitcher Ty Marotz benefited from the ninth-inning rally to pick up his first career win. Marotz gave up one hit and struck out two in a scoreless inning of work. Senior right-hander Jason Urquidez had his third straight solid start by allowing eight hits and four runs in six innings. He struck out eight and did not walk a batter to remain 5-3 on the season.



Sun Devil Baseball 2005

Game-by-Game Capsules:

GAME 40

SUN DEVILS 10, #14 Stanford 9

April 17 at Packard Stadium

	1	2	3	4	5	6	7	8	9	R	H	E
STAN	1	0	1	0	1	2	0	3	0	-	9	17 1
ASU	0	0	3	0	0	7	0	0	x	-	10	11 0

W: Barnette (3-1); L: Reynolds (0-2); S: Urquidez (2)
HR: Rapoport (3)

Time: 3:35 Attendance: 3,004 Record: 25-15

HIGHLIGHTS: Fueled by a three-run double off the bat of junior right fielder Travis Buck, Arizona State scored seven runs in the sixth inning and then held on for a series-sweeping 10-9 victory over No. 14 Stanford on a sunny Sunday afternoon in front of 3,004 fans at Winkles Field at Packard Stadium. The series sweep improved the Sun Devils to 25-15 overall and moved them into a tie for second in the Pac-10 at 6-3 with Oregon State and USC. After starting the season 6-9, ASU has won 19 of its last 25 games and are 9-11 against ranked opponents. Buck finished a solid weekend at the plate going 2-for-5 with three RBI and one run scored. Dhaenens extended his career-high hitting streak to nine games with his eighth multi-hit game of the year, going 2-for-4 with two RBI. Junior reliever Tony Barnette earned the win giving up three hits and two runs in an inning of work and Urquidez notched his second save of the year with 1.1 scoreless frames.

GAME 41

#20 SUN DEVILS 12, UCLA 5

April 22 at Packard Stadium

	1	2	3	4	5	6	7	8	9	R	H	E
UCLA	0	0	0	5	0	0	0	0	0	-	5	7 2
ASU	0	0	2	0	0	6	1	3	x	-	12	17 2

W: Marotz (2-1); L: Schroeder (1-4); S: Barnette (1)

HR: Gosewisch (6), Jensen (2)

Time: 3:29 Attendance: 2,543 Record: 26-15

HIGHLIGHTS: Arizona State junior right fielder Travis Buck and freshman center fielder J.J. Sferra each had three hits as the No. 20 Sun Devils earned a come-from-behind 12-5 victory over UCLA Friday evening in Pac-10 play at Winkles Field at Packard Stadium. With its 10th straight victory at Packard Stadium and 20th in the last 26 games, ASU improved to 26-15 overall and remain in a tie for second place with a 7-3 mark in league play. The victory also gave head coach Pat Murphy his 800th career victory. Senior right-hander Ty Marotz earned his second win in as many weekends with a perfect inning of work out of the bullpen. Junior right-hander Tony Barnette allowed just one hit in three scoreless innings to earn his first career save. All but one starting position player recorded a hit as the Sun Devils out-hit the Bruins 17-7. Buck continued his hot hitting by going 3-for-5 with a double and one RBI. Seth Dhaenens went 2-for-4 with two RBI to extend his hitting streak to 10 games. The bottom four hitters in the lineup (Dhaenens, Joey Hooft, Sferra, Romine) combined to go 9-for-17 with five RBI. Senior catcher Tuffy Gosewisch also belted his sixth home run of the year.

GAME 42

#20 SUN DEVILS 16, UCLA 2

April 23 at Packard Stadium

	1	2	3	4	5	6	7	8	9	R	H	E
UCLA	1	0	1	0	0	0	0	0	0	-	2	7 7
ASU	4	0	0	0	2	1	2	7	x	-	16	18 0

W: Urquidez (6-3); L: Beck (0-7); S: Bordes (2)

HR: Jensen (3)

Time: 3:45 Attendance: 2,687 Record: 27-15

HIGHLIGHTS: J.J. Sferra and junior right fielder Travis Buck each recorded four hits to lead the No. 20 Sun Devils to a commanding 16-2 victory over UCLA Saturday evening at Winkles Field at Packard Stadium. Buck went 4-for-5 with two runs scored and has now recorded six straight games with two or more hits. Sferra continued his torrid streak at the plate, notching a career-high four hits (4-for-5) and also added two RBI. Sferra is batting .438 (14-for-32) in nine Pac-10 games. Senior right-hander Jason Urquidez scattered six hits and two runs in six innings to earn the win. He struck out five and walked three to improve to 6-3 this season and 18-6 in his career. Junior lefty Brett Bordes tossed three innings of near-perfect relief, giving up one hit and striking out four to earn his second save of the year.

GAME 43

#20 SUN DEVILS 10, UCLA 8

April 24 at Packard Stadium

	1	2	3	4	5	6	7	8	9	R	H	E
UCLA	0	0	0	1	0	5	0	0	2	-	8	11 3
ASU	3	1	0	0	1	2	3	0	x	-	10	16 1

W: Zinicola (3-2); L: Schroeder (1-5); S: Barnette (2)

HR: Larish (15)

Time: 3:53 Attendance: 2,259 Record: 28-15

HIGHLIGHTS: Jeff Larish hit a go-ahead two-run home run in the bottom of the sixth inning and the No. 21 Sun Devils held off a late UCLA rally in a 10-8 series-sweeping victory over the Bruins Sunday afternoon at Packard Stadium. Extending their winning streak to a season-high tying six games, the Sun Devils improved to 28-15 overall and remain in second place with a 9-3 record in Pac-10 play. The Sun Devils led early 5-1, but UCLA rallied for five runs in the top of the sixth inning to take a 6-5 lead. After a walk to Travis Buck to lead off the bottom of the sixth inning, Larish hit his Pac-10 leading 15th home run of the season to give ASU the lead for good. The Devils added three more runs in the bottom of the seventh and then held off a late rally that saw the Bruins score a pair of runs on bases loaded walks from Zechry Zinicola. Inheriting a bases loaded jam, Tony Barnette needed only three pitches to strike out Tommy Lansdon to end the game and earn his second save of the weekend. ASU also stole a season high eight bases, ranking tied for fourth in the single-game record books. ASU out-hit the Bruins 16-11 and were led by multi-hit games from Buck (3-for-4), Colin Curtis (2-for-5, R, RBI), Larish (2-for-4, 2 R, 2 RBI), Seth Dhaenens (2-for-4, R, 2 SB) and J.J. Sferra (2-for-5, R, 2 RBI, SB).

GAME 44

#6 Oregon State 6, #17 SUN DEVILS 5

April 29 at Goss Stadium at Coleman Field

	1	2	3	4	5	6	7	8	9	R	H	E
ASU	1	0	0	1	0	0	3	0	0	-	5	9 0
OSU	0	0	0	3	3	0	0	0	x	-	6	12 2

W: Buck (8-1); L: Averill (7-3); S: Gunderson (8)

HR: Larish (16), Lissman (1)

Time: 3:03 Attendance: 1,791 Record: 28-16

HIGHLIGHTS: Jeff Larish hit a two-run home run in the top of the seventh inning to pull Arizona State to within one run at 6-5, but the No. 6 Oregon State Beavers held on for the victory over the No. 17 Sun Devils Friday night in the opener of a three-game Pac-10 series at Goss Stadium at Coleman Field. OSU right fielder Mike Lissman hit a go-ahead three-run home run in the bottom of the fourth inning to erase a 2-0 ASU lead and the Beavers added three more runs in the fifth to account for all of OSU's scoring in the game. Junior LHP Erik Averill took the loss giving up seven hits and five runs in four innings to fall to 7-3 on the season. Larish finished 3-for-4 with his Pac-10 leading 16th home run.

GAME 45

#17 SUN DEVILS 3, #6 Oregon State 1

April 30 at Goss Stadium at Coleman Field

	1	2	3	4	5	6	7	8	9	R	H	E
ASU	1	0	0	0	1	1	0	0	0	-	3	11 0
OSU	0	0	0	0	0	0	1	0	0	-	1	5 1

W: Urquidez (7-3); L: Maxwell (7-1); S: Zinicola (3)

HR: None

Time: 3:27 Attendance: 2,012 Record: 29-16

HIGHLIGHTS: Jason Urquidez and Zechry Zinicola combined on a five-hitter to lead the No. 17 Arizona State Sun Devils to a 3-1 victory over No. 6 Oregon State Saturday afternoon in front of a record crowd of 2,012 at Goss Stadium at Coleman Field. Urquidez scattered five hits and struck out three in 6.1 innings to improve to 7-3 on the season. The senior right-hander had his no-hit bid snapped with a two-out single in the fourth inning and allowed only one hit through the first six innings. Zinicola got out of a bases loaded jam in the seventh inning and finished the game not allowing a hit in 2.2 scoreless innings to record his third save of the year. The Sun Devils doubled up the Beavers in the hits column, 11-5, and had five players record multi-hit games. Lead-off hitter Colin Curtis started despite a mild wrist sprain and responded by going 2-for-5 with a RBI double. Junior right fielder Travis Buck extended his hitting streak to nine games going 2-for-4 with his team-leading 18th double of the year.

GAME 46

#6 Oregon State 5, #17 SUN DEVILS 1

May 1 at Goss Stadium at Coleman Field

	1	2	3	4	5	6	7	8	9	R	H	E
ASU	0	0	1	0	0	0	0	0	0	-	1	8 1
OSU	0	0	3	2	0	0	0	0	x	-	5	9 0

W: Nickerson (7-0); L: Bresnehan (3-4); S: Gunderson (9)

HR: None

Time: 2:51 Attendance: 2,120 Record: 29-17

HIGHLIGHTS: Oregon State's Jonah Nickerson and Kevin Gunderson held the Arizona State Sun Devils to only one run while leading the No. 6 Beavers to a series-clinching 5-1 victory over the No. 17 Sun Devils Sunday afternoon in front of a record crowd of 2,120 at Goss Stadium at Coleman Field. The Sun Devils were out-hit 9-8 in the game, but did not record an extra base hit and for the second straight day left nine runners on base. Senior first baseman Jeff Larish went 2-for-3 with ASU's lone RBI in the game and finished the series 5-for-11 (.455). Junior right fielder Travis Buck extended his hitting streak to 10 games going 2-for-4 with a run scored while notching his team-leading 26th multi-hit game of the year. Freshman shortstop Andre Romine also went 2-for-4 and Austin Stockfisch went 1-for-2 with a walk and recorded a hit in his eighth consecutive at-bat in the first inning. Sophomore RHP Pat Bresnehan took the loss to fall to 3-4 after giving up four hits and three runs in 2.1 innings. Junior LHP Brett Bordes allowed only one hit over the final 3.1 innings.

GAME 47

Utah Valley State 9, #17 SUN DEVILS 6

May 4 at Packard Stadium

	1	2	3	4	5	6	7	8	9	R	H	E
UVSC	0	0	0	0	4	1	0	4	0	-	9	12 2
ASU	0	0	0	1	0	1	2	2	0	-	6	12 2

W: Jensen (6-9); L: Bordes (3-4); S: Bateman (1)

HR: None

Time: 3:27 Attendance: 2,081 Record: 29-18

HIGHLIGHTS: Utah Valley State College starting pitcher Jed Jensen struck out nine in seven solid innings and the Wolverines used a pair of four-run innings to upset the No. 17 Arizona State Sun Devils 9-6 Wednesday evening in a non-conference game at Winkles Field at Packard Stadium. ASU starting pitcher Brett Bordes suffered the tough-luck loss giving up four runs on five hits in 4.2 innings. The Wolverines and Sun Devils tied in the hits column at 12 apiece, but UVSC used six doubles to spark each of their four-run rallies. Junior right fielder Travis Buck went 2-for-4 with a home runs and two runs scored to lead ASU at the plate. Buck notched his team-leading 27th multi-hit game of the year to extend his hitting streak to 11 games. Left fielder Colin Curtis (2-for-5), shortstop Andrew Romine (2-for-3) and designated hitter Willy Fox (2-for-4) also added multi-hit games in the loss.

GAME 48

#17 SUN DEVILS 6, #7 Arizona 2

May 14 at Packard Stadium

	1	2	3	4	5	6	7	8	9	R	H	E
ARIZ	1	0	0	0	0	1	0	0	0	-	2	6 2
ASU	0	0	1	1	1	0	3	0	x	-	6	8 0

W: Averill (8-3); L: Meloan (8-2); S: Zinicola (4)


HR: None

Time: 3:14 Attendance: 3,374 Record: 30-18

HIGHLIGHTS: Arizona State pitchers Erik Averill, Pat Bresnehan and Zechry Zinicola combined for a six-hitter as the No. 17 Sun Devils earned a series-opening victory over No. 7 Arizona 6-2 Saturday night in front of 3,374 fans at Winkles Field at Packard Stadium. The Sun Devils out-hit the Wildcats 8-6 and were led by junior preseason All-American right fielder Travis Buck. Buck extended his hitting streak to a season-high 12 games by going 2-for-4 and scored a run. He notched his team-leading 28th multi-hit game of the year and now has two or more hits in 11 of his last 12 games. Sophomore second baseman Seth Dhaenens added two hits for his 12th multi-hit game of the year. Averill gutted out five strong innings by allowing only four hits and two runs to improve to 8-3 on the year and picked up his 20th career victory. Bresnehan inherited a bases loaded jam and by allowing only one run to score on a sacrifice fly. Zinicola notched his team-leading fourth save of the year with three scoreless frames to seal the win.



Sun Devil Baseball 2005



Game-by-Game Capsules:

GAME 49

#7 Arizona 16, #17 SUN DEVILS 7

May 15 at Packard Stadium

	1	2	3	4	5	6	7	8	9	R	H	E
ARIZ	0	1	2	6	1	2	0	1	3	-	16	18 2
ASU	0	0	1	4	0	0	0	0	2	-	7	9 6

W: Guyette (9-4); L: Urquidez (7-4); S: Berger (1)

HR: Van Houten 2 (7), Hundley (13)

Time: 3:57 Attendance: 3,521 Record: 30-19

HIGHLIGHTS: The No. 7 Arizona Wildcats scored in all but two innings and benefited from a season-high six Arizona State errors to defeat the No. 17 Sun Devils 16-7 Sunday afternoon in front of 3,521 fans at Winkles Field at Packard Stadium. The win snapped a seven-game losing streak for the Wildcats in Tempe and lifted Arizona to its first season series win over ASU since 1992. ASU senior starting pitcher Jason Urquidez (7-4) was the victim of four early errors and couldn't get on track by giving up seven runs (five earned) in 3.2 innings of work. The Sun Devils were out-hit 18-9 and for the second straight game did not record an extra base hit. Nine different players recorded a hit, with junior right fielder Travis Buck (1-for-4) extending his hitting streak to 13 games. Freshman reserve catcher Austin Stockfisch went 1-for-2 with a pinch-hit two-run single in the bottom of the fourth.

GAME 50

#8 Arizona 18, #17 SUN DEVILS 1

May 16 at Packard Stadium

	1	2	3	4	5	6	7	8	9	R	H	E
ARIZ	0	3	0	6	0	4	5	0	0	-	18	17 2
ASU	0	0	0	1	0	0	0	0	0	-	1	10 1

W: Riersen (3-2); L: Bordes (3-5); S: Melancon (8)


HR: None

Time: 3:28 Attendance: 3,312 Record: 30-20

HIGHLIGHTS: The No. 8 University of Arizona Wildcats connected on five doubles in a six-run fourth inning en route to a series-clinching 18-1 victory over No. 17 Arizona State Monday night in Pac-10 Baseball action at Winkles Field at Packard Stadium. Arizona also scored three in the second, four in the sixth and five in the seventh off of six different ASU pitchers. Freshman shortstop Andrew Romine led the Sun Devils at the plate going 3-for-4 the lone RBI. Romine extended his hitting streak to a career-high six games, going 11-for-22 (.500) over that stretch to raise his season average to .304. Junior right fielder Travis Buck (Richland, Wash.) recorded his team-leading 19th double of the year in the ninth inning to extend his hitting streak to 14 games. Brett Bordes took the loss to fall to 3-5.



Sun Devil Baseball 2005 -- Game by Game Statistics




AB-R-H-RBI Breakdown for Arizona State Sun Devil Baseball

(All games)

Opponent	Date	#7 BIANCAMA	#4 BUCK	#36 BUTLER	#9 CURTIS	#6 DHAENENS	#18 FOX	#39 GOSEWIS	#5 HOOFT	#14 LAGUNA	#3 LANDRY	#11 LARISH	#15 PERSICHI	#12 ROMINE	#2 SFERRA	#28 SOGARD	#13 STOCKFIS	#37 ZINICOLA
LBSU	Jan 28	3-0-0-1	4-1-2-0	4-0-3-2	1-0-1-0	1-0-1-0	5-1-1-0	3-0-2-0	1-0-0-0	1-0-0-0	4-1-1-0	4-0-0-0	2-0-0-0	3-0-0-0
LBSU	Jan 29	4-0-2-0	3-1-1-1	4-0-0-1	4-2-3-1	4-0-0-0	3-2-1-1	3-1-1-0	4-1-2-2	4-1-1-0
LBSU	Jan 30	1-0-0-0	4-0-1-0	4-0-1-1	2-0-0-0	1-0-0-0	4-0-2-0	3-0-1-0	1-0-0-0	4-1-1-0	3-0-0-0	2-0-1-0	2-0-0-0	4-0-2-0
NMSU	Feb 04	4-1-0-0	4-2-2-0	1-0-0-0	5-1-1-0	1-0-0-0	5-1-2-2	4-3-2-0	1-0-1-2	..Def..	4-1-4-4	0-1-0-0	3-0-1-0	4-1-1-0	3-1-1-2
GU	Feb 05	3-3-3-2	4-2-1-0	4-0-2-3	4-0-2-2	4-0-0-0	..Def..	4-1-0-0	1-0-0-0	4-1-3-2	4-1-2-1	5-2-1-0
OSU	Feb 06	2-1-1-0	4-1-0-0	5-0-2-1	1-0-0-0	1-0-0-0	4-1-1-2	4-0-0-0	1-0-0-1	3-2-1-0	1-0-0-0	2-0-1-0	4-1-1-1	3-0-1-1
NMSU	Feb 07	4-1-1-0	4-1-2-2	1-0-0-0	5-2-3-2	5-0-2-2	5-1-3-1	5-1-1-0	2-1-1-0	3-1-0-1	5-3-2-1
USA	Feb 12	3-2-2-2	1-0-0-0	4-0-0-0	..Def..	3-1-1-1	4-1-2-1	2-0-0-0	4-1-2-2	3-1-1-0	3-0-1-1	4-1-1-01-1-1-0
OKLA	Feb 12	4-0-1-1	5-2-2-1	4-0-1-0	3-2-1-0	2-0-0-0	4-1-2-4	4-0-2-0	3-1-1-1	4-0-2-0	1-1-0-0
GU	Feb 13	2-0-0-0	4-0-0-0	4-0-0-0	2-0-0-0	1-0-0-0	4-0-1-0	4-0-1-0	4-0-0-0	3-0-2-0	2-0-0-0	3-0-0-0	1-0-0-0
ARIZ	Feb 15	2-1-1-0	6-1-1-1	1-0-1-0	6-1-4-1	1-0-0-0	5-0-1-0	5-1-2-2	1-0-0-0	6-0-0-1	3-0-0-1	4-1-0-0	4-1-1-0	4-0-0-0
TULANE	Feb 18	2-1-0-0	4-0-0-0	1-0-0-0	3-0-2-0	1-0-0-0	1-0-0-0	3-0-1-0	3-0-0-0	1-0-0-0	4-0-1-1	1-0-0-0	2-0-0-0	3-0-1-1	1-1-0-0	4-0-1-0
TULANE	Feb 19	3-0-1-0	0-0-0-0	4-1-1-0	4-0-3-2	4-0-1-0	2-0-1-0	4-0-1-0	3-0-0-0	4-0-1-0	3-1-1-0	3-0-0-0
TULANE	Feb 20	4-0-1-0	4-0-1-0	3-0-0-0	3-1-1-2	4-0-0-0	4-0-1-0	3-1-1-1	4-0-2-0	4-1-1-0	1-0-0-00-0-1-0
ARIZ	Feb 23	1-0-0-0	5-0-0-0	4-0-1-0	2-0-0-0	..Def..	4-1-2-1	1-0-0-0	2-0-0-2	3-2-2-2	4-2-2-0	3-0-1-0	1-0-0-0	5-0-1-0
BU	Feb 25	3-0-0-0	4-2-2-4	4-0-0-0	2-0-1-1	3-1-0-0	2-0-0-0	4-0-0-0	3-1-0-0	3-1-2-0	1-0-0-0	..Def..
BU	Feb 26	2-0-1-0	5-3-4-1	..Def..	3-2-3-3	4-1-2-4	2-1-2-2	1-0-0-0	5-1-1-1	3-0-0-0	3-2-2-0	3-2-1-0	2-0-0-0	..Def..
BU	Feb 27	5-1-2-1	1-0-0-0	3-1-0-0	4-1-1-3	5-1-1-1	1-0-1-2	4-2-2-0	3-0-1-0	3-1-0-0	3-0-0-0	5-0-1-0
UNC	Mar 04	1-0-0-0	6-1-2-1	0-0-0-0	1-1-0-0	4-1-1-0	5-0-0-0Def..	4-0-1-0	5-0-1-1	2-0-0-0	5-0-1-0	6-1-2-0	..Def..
ECU	Mar 05	1-0-0-0	4-2-1-0	1-1-0-0	4-1-1-0	1-0-0-0	4-2-2-4	2-0-0-0	3-2-1-3	3-0-0-0	4-0-0-0	4-1-0-0	1-1-0-0
OHIOST	Mar 06	1-0-1-0	4-0-2-1	3-1-0-0	4-0-1-2	2-1-2-0	2-0-0-0	4-0-0-0	0-0-0-0	3-1-1-0	4-0-1-0
LSU	Mar 11	1-0-0-0	5-0-1-0	3-1-1-1	1-0-0-0	1-1-0-0	3-2-0-0	4-0-2-2	..Def..	4-1-1-0	2-0-1-1	3-0-2-1	5-0-0-0	2-0-1-0
WIU	Mar 12	1-0-0-0	6-4-4-4	2-0-1-0	6-1-2-2	2-1-1-1	5-3-4-0	3-1-0-0	4-3-3-0	..Def..	6-2-3-5	1-0-0-0	4-2-1-1	1-0-0-0	1-0-0-0	2-1-2-0	3-1-2-2
WIU	Mar 13	1-0-0-0	8-2-6-3	2-0-0-1	8-2-2-2	5-4-3-6	5-5-3-3	5-2-3-2	4-1-3-1	2-0-0-0	6-6-4-4	2-2-1-1	5-2-5-4	1-0-0-0	1-1-1-1	2-1-2-1	3-1-1-0
LSU	Mar 13	2-0-0-0	3-1-0-0	4-0-1-0	2-0-0-0	4-0-1-1	4-1-1-2	2-0-0-0	2-1-1-0	3-0-1-0	1-0-0-0	2-0-0-0Def..	4-0-1-0
OKLA	Mar 18	5-1-2-1	4-1-2-0	4-1-1-0	4-1-1-1	3-0-0-1	4-0-0-0	3-1-2-1	4-0-2-1	3-0-0-00-0-1-1
OKLA	Mar 19	4-1-2-0	4-1-2-0	2-0-0-0	2-1-0-0	2-0-0-0	2-0-1-1	3-0-0-1	..Def..	2-1-0-0	..Def..	4-1-0-0	1-0-0-0	3-0-1-1
OKLA	Mar 20	4-3-3-1	3-1-1-0	..Def..	4-0-0-0	3-1-1-1	3-0-2-3	4-0-0-0	3-1-2-0	2-0-0-0	4-0-0-0	1-0-0-0	1-0-0-0	1-0-0-0
USC	Mar 24	5-2-3-1	5-2-2-1	4-0-1-1	5-1-2-2	4-0-0-0	4-1-1-1	2-0-0-0	3-1-1-0	4-1-1-0
USC	Mar 25	2-0-1-0	5-2-1-0	6-2-3-3	4-2-3-2	2-1-0-0	6-4-5-4	3-1-1-1	3-1-1-0	..Def..	7-2-2-2	..Def..	4-1-2-0	4-1-2-2	1-0-0-0	1-0-1-0
USC	Mar 26	4-1-0-0	5-0-0-0	2-0-0-0	5-0-1-0	4-0-0-0	5-0-2-0	2-1-1-2	4-0-0-0	3-0-1-0
WRIGHT	Apr 01	2-0-0-0	5-2-1-0	1-0-0-0	4-2-2-2	3-1-1-2	1-0-0-0	3-1-1-1	3-1-2-2	4-1-2-2	0-1-0-0	4-0-0-0	0-1-0-0	2-2-1-1	2-1-2-0	..Def..	1-0-1-0	2-0-2-2
WRIGHT	Apr 02	0-0-0-0	3-1-0-0	1-0-0-0	2-0-0-0	3-1-3-1	1-0-0-0	5-1-3-4	4-0-2-2	2-3-2-1	..Def..	2-3-1-0	1-0-0-0	4-1-1-1	4-1-1-0	0-0-0-0	..Def..	2-0-0-0
WRIGHT	Apr 03	0-0-0-0	5-2-2-1	1-0-0-0	3-2-1-0	2-2-2-1	1-0-0-0	4-0-0-1	4-1-1-0	4-2-3-4	..Def..	5-1-2-3	1-1-1-1	4-1-1-2	4-1-2-1	1-0-0-0	..Def..	1-0-0-0
CAL	Apr 09	4-2-3-2	5-1-1-0	3-2-2-0	4-1-2-3	4-2-1-1	6-1-2-1	4-0-0-0	2-0-0-1	3-2-2-1
CAL	Apr 09	5-0-0-0	1-0-0-0	4-0-3-0	4-0-2-1	3-1-0-0	4-0-0-0	5-0-2-1	3-1-2-1	3-0-0-0	3-1-1-0
CAL	Apr 10	4-0-2-1	3-0-0-0	4-0-1-1	4-0-0-0	4-0-1-0	3-1-1-1	4-1-2-0	4-1-1-0	3-0-0-0
STAN	Apr 15	3-2-2-0	4-1-0-0	4-1-2-0	4-1-2-1	4-1-2-1	4-1-0-0	3-2-2-3	3-0-1-2	1-0-0-0	4-0-1-1
STAN	Apr 16	5-1-2-3	3-1-1-0	4-1-1-0	1-0-0-0	2-0-1-0	4-0-1-0	4-2-2-0	3-1-0-0	4-0-1-3	2-0-0-0
STAN	Apr 17	5-1-2-3	4-1-2-2	4-1-2-2	5-1-1-1	4-1-1-1	4-1-0-0	..Def..	3-1-1-0	3-1-0-0	4-2-2-0
UCLA	Apr 22	1-0-0-0	5-1-3-1	3-1-1-1	4-0-2-2	3-1-2-2	3-2-1-2	5-2-2-2	3-0-0-0	3-2-1-1	..Def..	3-2-2-1	5-1-3-0
UCLA	Apr 23	5-2-4-0	4-2-0-0	3-2-2-1	5-2-2-1	2-2-1-2	5-1-1-2	0-0-0-1	3-0-0-0	5-2-4-2	1-1-1-1	1-0-1-1	5-2-2-2
UCLA	Apr 24	2-1-1-0	4-2-3-2	5-1-2-1	4-1-2-0	2-0-1-1	4-1-1-1	4-0-1-1	4-2-2-2	4-1-1-0	5-1-2-2
OSU	Apr 29	5-1-1-0	2-0-1-0	3-0-1-0	1-0-0-0	4-1-1-1	4-0-1-0	0-0-0-0	4-1-3-2	4-1-1-0	3-0-0-1	2-1-0-0	2-0-0-0
OSU	Apr 30	4-1-2-0	5-0-2-1	3-1-0-0	4-0-2-0	4-0-2-0	4-0-0-0	4-0-0-0	4-1-2-0	3-0-1-1
OSU	May 01	4-1-2-0	5-0-0-0	3-0-1-0	1-0-0-0	4-0-0-0	4-0-0-0	1-0-0-0	3-0-2-1	4-0-2-0	2-0-0-0	2-0-1-0	1-0-0-0
UVSC	May 04	4-2-2-1	5-1-2-1	4-0-0-0	4-1-2-0	4-0-1-0	4-0-1-1	0-1-0-0	4-0-1-0	1-0-0-0	3-1-2-1	3-0-1-0
ARIZ	May 14	4-1-2-0	3-1-1-1	3-1-2-1	3-0-0-0	3-1-1-2	4-2-1-0	4-0-0-1	2-0-0-0	1-0-0-0	4-0-1-0	..Def..
ARIZ	May 15	1-0-0-0	4-1-1-0	3-0-1-0	3-1-1-0	1-0-0-0	5-1-1-1	4-1-1-0	2-1-1-0	4-1-1-1	1-0-0-0	3-0-1-2	..Def..	2-1-1-2	1-0-0-0
ARIZ	May 16	5-0-1-0	5-0-1-0	4-0-1-0	2-1-0-0	4-0-1-0	..Def..	5-0-1-0	4-0-3-1	5-0-1-0Def..	4-0-1-0



Sun Devil Baseball 2005 -- Game by Game Statistics




IP-H-R-ER-BB-SO Breakdown for Arizona State Sun Devil Baseball

(All games)

Opponent	Date	#21 ANDES	#45 AVERILL	#50 BARNETTE	#49 BORDES, B	#40 BRESNEHAN	#31 DRYANSKI	#17 GARRISON
Long Beach State	Jan 28	4.0- 9- 4- 3- 0- 6*	2.0- 0- 1- 0- 1- 2	1.2- 1- 0- 0- 1- 2	1.0- 0- 2- 0- 0- 0
Long Beach State	Jan 29
Long Beach State	Jan 30	0.2- 0- 0- 0- 0- 0	2.1- 3- 2- 2- 0- 3	4.0- 6- 3- 0- 0- 4*	0.2- 3- 1- 1- 1- 2	1.1- 4- 5- 5- 2- 2
New Mexico State	Feb 04	9.0- 7- 0- 0- 0- 14*
Gonzaga	Feb 05	1.0- 4- 3- 3- 1- 0
Oregon State	Feb 06	0.1- 5- 5- 5- 0- 1	4.1- 6- 6- 4- 2- 2*	4.1- 4- 1- 1- 1- 7
New Mexico State	Feb 07	0.1- 0- 0- 0- 0- 0
South Alabama	Feb 12	9.0- 5- 2- 1- 1- 8*
Oklahoma	Feb 12	3.2- 1- 0- 0- 1- 5	0.0- 1- 0- 0- 0- 0
Gonzaga	Feb 13	4.2- 3- 0- 0- 0- 3
Arizona	Feb 15	5.1- 5- 2- 1- 2- 3*	2.1- 3- 3- 3- 1- 2	5.1- 2- 0- 0- 2- 7
Tulane	Feb 18	3.0- 4- 1- 1- 1- 2
Tulane	Feb 19	5.0- 8- 5- 5- 1- 1*	1.0- 3- 2- 2- 1- 0	1.0- 0- 0- 0- 0- 2
Tulane	Feb 20	1.0- 3- 1- 1- 1- 0	3.2- 2- 3- 3- 1- 1	3.0- 4- 5- 5- 2- 1*
Arizona	Feb 23	1.2- 5- 5- 3- 0- 1*	1.1- 0- 0- 0- 0- 0	1.0- 3- 1- 1- 0- 2	2.1- 5- 2- 2- 0- 1	0.1- 2- 2- 2- 1- 0
Baylor	Feb 25
Baylor	Feb 26	1.0- 1- 0- 0- 0- 1	1.2- 0- 0- 0- 0- 2	2.0- 3- 1- 1- 1- 0	4.0- 2- 2- 1- 1- 2*	0.1- 2- 1- 1- 0- 1
Baylor	Feb 27	5.0- 6- 4- 4- 1- 4*	0.1- 2- 1- 0- 1- 1	0.1- 0- 0- 0- 0- 0
North Carolina	Mar 04
East Carolina	Mar 05	6.1- 6- 3- 2- 4- 3*	2.2- 1- 0- 0- 1- 1
Ohio State	Mar 06	3.0- 1- 0- 0- 1- 4	6.0- 5- 0- 0- 2- 4*
LSU	Mar 11	0.1- 1- 0- 0- 2- 0	2.1- 1- 0- 0- 0- 3	2.0- 1- 0- 0- 0- 0
Western Illinois	Mar 12	5.0- 7- 1- 1- 1- 4*	4.0- 1- 0- 0- 2- 5
Western Illinois	Mar 13	1.2- 7- 4- 4- 1- 2*	1.1- 1- 0- 0- 0- 0	1.0- 1- 0- 0- 0- 1
LSU	Mar 13	3.0- 6- 6- 5- 1- 6	0.1- 4- 4- 4- 3- 0*	2.0- 3- 1- 1- 1- 2
Oklahoma	Mar 18	2.2- 2- 0- 0- 0- 4
Oklahoma	Mar 19	9.0- 5- 1- 0- 2- 7*
Oklahoma	Mar 20	1.0- 2- 2- 2- 1- 1	3.0- 3- 0- 0- 1- 2	3.0- 2- 3- 3- 2- 3*
USC	Mar 24	2.0- 2- 4- 4- 2- 0	1.1- 3- 3- 3- 3- 2	0.0- 0- 2- 2- 2- 0	0.0- 2- 0- 0- 0- 0
USC	Mar 25	9.0- 4- 1- 0- 2- 5*
USC	Mar 26	1.0- 2- 0- 0- 0- 0
Wright State	Apr 01	5.0- 5- 0- 0- 0- 5*
Wright State	Apr 02	2.0- 0- 0- 0- 1- 2	5.0- 5- 2- 2- 0- 7*	2.0- 2- 1- 1- 0- 3
Wright State	Apr 03	1.0- 1- 0- 0- 0- 1	1.0- 0- 0- 0- 0- 0
California	Apr 09	2.0- 3- 1- 1- 0- 3	3.1- 3- 2- 2- 1- 0
California	Apr 09	0.0- 1- 0- 0- 0- 0	5.2- 10- 6- 5- 3- 4*	2.1- 3- 1- 1- 0- 0	0.0- 1- 0- 0- 0- 0
California	Apr 10	5.2- 6- 2- 2- 0- 4*
Stanford	Apr 15	8.0- 5- 2- 2- 1- 5*
Stanford	Apr 16	0.1- 0- 0- 0- 0- 0	1.0- 0- 1- 1- 1- 0
Stanford	Apr 17	1.0- 3- 2- 2- 1- 0	1.0- 1- 0- 0- 0- 0	4.0- 7- 3- 3- 2- 4*
UCLA	Apr 22	5.0- 6- 5- 1- 1- 4*	3.0- 1- 0- 0- 0- 4
UCLA	Apr 23	3.0- 1- 0- 0- 0- 4
UCLA	Apr 24	0.1- 0- 0- 0- 0- 1	5.2- 10- 6- 6- 1- 6*
Oregon State	Apr 29	4.0- 7- 5- 5- 2- 2*	0.1- 0- 0- 0- 0- 1	2.2- 2- 0- 0- 1- 1
Oregon State	Apr 30
Oregon State	May 01	1.0- 2- 2- 2- 0- 0	1.1- 2- 0- 0- 0- 1	3.1- 1- 0- 0- 1- 3	2.1- 4- 3- 2- 0- 1*
Utah Valley State	May 04	1.2- 2- 0- 0- 0- 2	0.1- 2- 1- 1- 0- 1	4.2- 5- 4- 4- 1- 2*	0.2- 2- 1- 0- 0- 2
Arizona	May 14	5.0- 4- 2- 2- 4- 1*	1.0- 0- 0- 0- 0- 1
Arizona	May 15	0.1- 0- 0- 0- 1- 0	1.2- 5- 3- 3- 0- 1	2.1- 4- 3- 1- 0- 1
Arizona	May 16	0.2- 4- 4- 4- 1- 1	3.0- 4- 5- 4- 1- 1*	3.0- 6- 8- 8- 2- 5	0.0- 1- 1- 1- 0- 0



Sun Devil Baseball 2005 -- Game by Game Statistics




IP-H-R-ER-BB-SO Breakdown for Arizona State Sun Devil Baseball

(All games)

Opponent	Date	#47 MAROTZ	#41 SATOW	#34 URQUIDEZ	#37 ZINICOLA
Long Beach State	Jan 28			0.1- 0- 0- 0- 1- 1	
Long Beach State	Jan 29	2.2- 2- 1- 1- 0- 4		5.0-10- 5- 5- 1- 4*	1.1- 1- 0- 0- 0- 1
Long Beach State	Jan 30				
New Mexico State	Feb 04				
Gonzaga	Feb 05			7.0- 6- 5- 4- 1- 4*	1.0- 1- 0- 0- 0- 0
Oregon State	Feb 06				
New Mexico State	Feb 07	5.2- 6- 3- 3- 0- 3*			3.0- 3- 7- 4- 4- 3
South Alabama	Feb 12				
Oklahoma	Feb 12			5.1- 9- 5- 4- 1- 3*	
Gonzaga	Feb 13				4.1- 4- 2- 1- 1- 4*
Arizona	Feb 15	0.2- 2- 2- 2- 0- 1			
Tulane	Feb 18			5.0- 6- 7- 6- 6- 7*	
Tulane	Feb 19	1.0- 2- 0- 0- 1- 1			
Tulane	Feb 20			0.1- 1- 0- 0- 0- 1	
Arizona	Feb 23	0.1- 1- 1- 1- 0- 0		1.0- 0- 0- 0- 0- 0	
Baylor	Feb 25			3.0- 1- 0- 0- 2- 4	6.0- 9- 3- 2- 0- 6*
Baylor	Feb 26				
Baylor	Feb 27			4.1- 2- 3- 0- 3- 2	
North Carolina	Mar 04			5.1- 0- 0- 0- 3- 9	5.2- 3- 3- 3- 4- 5*
East Carolina	Mar 05				
Ohio State	Mar 06				
LSU	Mar 11				3.1- 7- 6- 6- 3- 1*
Western Illinois	Mar 12				
Western Illinois	Mar 13		5.0- 9- 9- 6- 3- 1		
LSU	Mar 13			2.2- 7- 9- 7- 2- 2	
Oklahoma	Mar 18			1.1- 2- 0- 0- 0- 1	5.0- 2- 4- 4- 4- 5*
Oklahoma	Mar 19				
Oklahoma	Mar 20			2.0- 2- 0- 0- 1- 2	
USC	Mar 24	2.2- 1- 0- 0- 1- 3			2.0- 2- 0- 0- 1- 1*
USC	Mar 25				
USC	Mar 26			8.0- 6- 1- 1- 2- 1*	1.0- 0- 0- 0- 1- 1
Wright State	Apr 01	2.0- 4- 1- 0- 0- 1	2.0- 2- 0- 0- 1- 0		
Wright State	Apr 02				
Wright State	Apr 03			4.0- 3- 1- 1- 2- 7*	3.0- 1- 0- 0- 0- 3
California	Apr 09				3.2- 6- 4- 4- 3- 3*
California	Apr 09				
California	Apr 10			2.2- 3- 2- 2- 4- 3	
Stanford	Apr 15				1.0- 0- 0- 0- 1- 2
Stanford	Apr 16	1.0- 1- 0- 0- 0- 2		6.0- 8- 4- 4- 0- 8*	0.2- 0- 0- 0- 0- 0
Stanford	Apr 17			1.1- 1- 0- 0- 0- 1	1.1- 5- 4- 4- 0- 1
UCLA	Apr 22	1.0- 0- 0- 0- 0- 1			
UCLA	Apr 23			6.0- 6- 2- 2- 3- 5*	
UCLA	Apr 24				3.0- 1- 2- 2- 5- 3
Oregon State	Apr 29	1.0- 3- 1- 1- 0- 0			
Oregon State	Apr 30			6.1- 5- 1- 1- 3- 3*	2.2- 0- 0- 0- 2- 1
Oregon State	May 01				
Utah Valley State	May 04	1.0- 0- 0- 0- 0- 1		0.1- 0- 0- 0- 1- 0	0.1- 1- 3- 1- 1- 0
Arizona	May 14				3.0- 2- 0- 0- 1- 3
Arizona	May 15	1.0- 4- 3- 3- 1- 1	0.0- 1- 0- 0- 1- 0	3.2- 4- 7- 5- 2- 1*	
Arizona	May 16	1.1- 1- 0- 0- 0- 3	1.0- 1- 0- 0- 0- 0		



Sun Devil Baseball 2005 -- Career/Season Statistics



Player	SEASON													CAREER												
	AVG	GP-GS	AB	R	H	2B	3B	HR	RBI	BB	HBP	SO	SB-ATT	AVG	GP-GS	AB	R	H	2B	3B	HR	RBI	BB	HBP	SO	SB-ATT
4 Travis Buck.....	.385	50-50	221	59	85	19	3	4	36	19	5	30	17-23	.361	175-174	685	182	247	48	7	17	140	95	27	92	42-53
6 Seth Dhaenens....	.365	39-25	104	23	38	3	0	2	22	17	3	22	8-10	.310	84-52	200	50	62	6	0	2	30	41	3	46	11-17
9 Colin Curtis.....	.322	50-50	199	38	64	11	1	1	33	30	4	28	14-19	.311	107-107	389	75	121	22	1	6	69	68	10	67	26-33
39 Tuffy Gosewisch..	.321	50-50	193	39	62	10	2	6	52	20	12	29	4-7	.320	198-165	575	122	184	33	3	10	144	77	27	97	6-11
11 Jeff Larish.....	.319	50-50	191	48	61	14	1	16	49	40	3	49	8-9	.333	206-204	790	205	263	53	6	44	217	182	10	160	14-22
14 Rocky Laguna.....	.312	42-27	109	23	34	10	2	1	25	18	6	28	10-11	.312	42-27	109	23	34	10	2	1	25	18	6	28	10-11
2 J.J. Sferra.....	.310	44-40	142	26	44	4	1	0	17	9	2	18	5-12	.310	44-40	142	26	44	4	1	0	17	9	2	18	5-12
18 Willy Fox.....	.307	32-14	75	18	23	4	0	4	19	6	5	21	6-6	.307	32-14	75	18	23	4	0	4	19	6	5	21	6-6
12 Andrew Romine....	.304	44-42	138	25	42	4	2	0	20	8	1	19	10-12	.304	44-42	138	25	42	4	2	0	20	8	1	19	10-12
5 Joey Hooft.....	.290	39-39	145	23	42	7	1	1	24	12	3	20	9-14	.290	39-39	145	23	42	7	1	1	24	12	3	20	9-14
37 Zechry Zinicola..	.280	26-15	75	11	21	3	0	1	10	4	1	12	0-0	.280	86-49	175	31	49	11	0	4	36	16	2	34	0-0
15 Joe Persichina...	.218	46-25	101	17	22	4	2	1	13	13	2	20	4-4	.279	99-67	251	44	70	11	3	2	37	33	7	37	7-8

13 Austin Stockfisch	.750	15-0	12	4	9	0	0	0	4	1	1	0	0-0	.750	15-0	12	4	9	0	0	0	4	1	1	0	0-0
25 Eric Williams....	.500	7-0	2	1	1	0	0	0	1	1	0	1	0-0	.500	7-0	2	1	1	0	0	0	1	1	0	1	0-0
7 Vinny Biancamano.	.220	25-10	41	8	9	2	0	0	3	4	1	12	0-1	.220	25-10	41	8	9	2	0	0	3	4	1	12	0-1
16 Greg Bordes.....	.200	12-2	5	1	1	1	0	0	0	1	0	1	0-1	.200	12-2	5	1	1	1	0	0	0	1	0	1	0-1
28 Eric Sogard.....	.167	15-2	18	4	3	0	0	0	2	3	0	3	0-0	.167	15-2	18	4	3	0	0	0	2	3	0	3	0-0
36 DJ Butler.....	.143	15-3	14	1	2	0	0	0	1	2	1	7	1-1	.143	15-3	14	1	2	0	0	0	1	2	1	7	1-1
3 Jeff Landry.....	.143	16-4	14	2	2	0	0	0	0	3	0	5	1-1	.143	16-4	14	2	2	0	0	0	0	3	0	5	1-1

Totals.....	.314	50-50	1799	371	565	96	15	37	331	211	50	325	97-131													
Opponents.....	.284	50-50	1767	298	501	102	14	40	276	165	46	372	35-62													

(All games Sorted by Earned run avg)

Player	ERA	W-L	APP	GS	CG	SHO/CBO	SV	IP	H	R	ER	BB	SO	ERA	W-L	APP	GS	CG	SHO/CBO	SV	IP	H	R	ER	BB	SO
45 Erik Averill.....	3.40	8-3	18	14	3	1/0	0	90.0	92	42	34	20	70	4.03	20-9	64	33	3	1/3	2	252.1	262	133	113	62	187
49 Brett Bordes.....	4.25	3-5	25	4	0	0/1	2	55.0	51	32	26	15	33	5.25	7-7	65	12	0	0/4	3	116.2	111	77	68	74	98
34 Jason Urquidez...	4.69	7-4	21	10	0	0/0	2	80.2	82	52	42	37	68	3.99	19-7	40	27	1	0/1	2	178.1	172	92	79	84	162
37 Zechry Zinicola..	5.40	3-2	20	7	0	0/0	4	51.2	48	38	31	32	44	4.33	7-4	45	11	0	0/0	12	108.0	100	62	52	52	101
40 Pat Bresnehan....	5.79	3-4	20	11	1	0/1	0	65.1	77	46	42	26	63	5.40	6-6	43	12	1	0/2	5	106.2	118	74	64	53	108
50 Tony Barnette....	7.74	3-1	26	3	0	0/0	2	43.0	64	43	37	17	47	7.74	3-1	26	3	0	0/0	2	43.0	64	43	37	17	47

21 Quentin Andes....	0.00	0-0	3	0	0	0/0	0	2.0	2	0	0	2	1	4.28	5-1	24	0	0	0/0	2	33.2	34	17	16	20	28
47 Ty Marotz.....	4.64	2-1	13	1	0	0/0	0	21.1	27	12	11	3	21	5.40	2-1	30	4	0	0/1	0	43.1	51	29	26	18	46
31 Kevin Dryanski....	4.96	0-0	10	0	0	0/0	0	16.1	23	11	9	2	7	4.96	0-0	10	0	0	0/0	0	16.1	23	11	9	2	7
17 Seth Garrison....	6.14	0-0	11	0	0	0/0	1	14.2	22	13	10	6	17	6.14	0-0	11	0	0	0/0	1	14.2	22	13	10	6	17
41 Josh Satow.....	6.75	1-0	4	0	0	0/0	0	8.0	13	9	6	5	1	6.75	1-0	4	0	0	0/0	0	8.0	13	9	6	5	1

Totals.....	4.92	30-20	50	50	4	2/1	11	448.0	501	298	245	165	372													
Opponents.....	6.44	20-30	50	50	0	1/1	12	437.1	565	371	313	211	325													



Sun Devil Baseball 2005

Position Players Single Game and Career Highs

#2 J.J. Sferra, OF (Phoenix, Ariz.)

Category	2005 Best
At Bats	6 (UNC; 3/4)
Runs	3 (NMSU; 2/7)
Hits	4 (UCLA; 4/23)
RBI	2 - 4x (UCLA; 4/24)
BB	1 - 5x (STAN; 4/16)
SB	2 (NMSU; 2/4)
2B	1 - 4x (UCLA; 4/23)
3B	1 (NMSU; 2/7)
Hit Streak	7 games

#3 Jeff Landry, INF (Walnut Creek, Calif.)

Category	2005 Best
At Bats	4 (UNC; 3/4)
Runs	1 - 2x (WRST; 4/1)
Hits	1 - 2x (LSU; 3/13)
RBI	None
BB	2 (Ohio State; 3/6)
SB	1 (UNC; 3/4)
2B	None
HR	None
Hit Streak	1

#4 Travis Buck, OF (Richland, Wash.)

Category	2005 Best	Career Best (last)
At Bats	8 (WIU; 3/13)	Same
Runs	4 (WIU; 3/12)	4 - 2x (WIU; 3/12/05)
Hits	6 (WIU; 3/13)	Same
RBI	4 - 2x (WIU; 3/12)	8 (UConn; 2/29/04)
BB	2 (WRST; 4/2)	3 (FSU; 2/8/04)
SB	3 (UCLA; 4/24)	Same
2B	2 - 3x (USC; 3/24)	4 (UConn; 2/28/04)
HR	1 - 3x (STAN; 4/16)	1 - 16x (STAN; 4/16/05)
Hit Streak	14 games	16 games

#5 Joey Hooft, INF (Reno, Nev.)

Category	2005 Best	Career Best (last)
At Bats	5 - 2x (Arizona; 2/15)	6 - 3x (Pace; 5/4/03)
Runs	3 (NMSU; 2/4)	4 (Pace; 5/3/03)
Hits	3 (LBSU; 1/29)	5 (Florida; 2/15/04)
RBI	3 (Oklahoma; 3/20)	7 (Pace; 5/2/03)
BB	1 - 12x (ARIZ; 5/15)	3 (Rutgers; 3/13/04)
SB	2 (Arizona; 2/15)	3 (Jacksonville; 5/9/04)
2B	2 (NMSU; 2/7)	Same
HR	1 (Cal; 4/9)	2 (Pace 5/2/03)
Hit Streak	5 games	N/A

#6 Seth Dhaenens, INF (Chandler, Ariz.)

Category	2005 Best	Career Best (last)
At Bats	5 (WIU; 3/13)	5 - 4x (WIU; 3/13/05)
Runs	4 (WIU; 3/13)	4 - 2x (WIU; 3/13/05)
Hits	3 - 3x (WRST; 4/2)	3 - 4x (WRST; 4/2/05)
RBI	6 (WIU; 3/13)	Same
BB	2 - 2x (WRST; 4/3)	3 - 2x (WASH; 3/28/04)
SB	2 (UCLA; 4/24)	Same
2B	1 - 3x (Cal; 4/9)	1 - 6x (Cal; 4/9/05)
HR	1 - 2x (WRST; 4/1)	Same
Hit Streak	13 games	13 games

#7 Vinny Biancamano, INF (Glendale, Ariz.)

Category	2005 Best
At Bats	4 (NMSU; 2/4)
Runs	3 (Gonzaga; 2/5)
Hits	3 (Gonzaga; 2/5)
RBI	2 (Gonzaga; 2/5)
BB	1 - 4x (WRST; 4/2)
SB	None
2B	1 - 2x (OSU; 2/6)
HR	None
Hit Streak	2 games

#9 Colin Curtis, OF (Issaquah, Wash.)

Category	2005 Best	Career Best (last)
At Bats	8 (WIU; 3/13)	Same
Runs	2 - 6x (UCLA; 4/23)	3 - 2x (CSUN; 2/13/04)
Hits	4 (Arizona; 2/15)	Same
RBI	3 - 3x (USC; 3/25)	5 (NMSU; 5/3/04)
BB	4 (UNC; 3/4)	Same
SB	2 - 2x (OSU; 3/6)	2 - 3x (OSU; 3/6/05)
2B	2 (WIU; 3/12)	2 - 2x (WIU; 3/12/-5)
HR	1 (USC; 3/25)	1 - 6x (USC; 3/25/05)
Hit Streak	9 games	9 games

#11 Jeff Larish, 1B/OF (Tempe, Ariz.)

Category	2005 Best	Career Best (last)
At Bats	7 (USC; 3/25)	Same
Runs	6 (WIU; 3/13)	Same
Hits	4 - 2x (WIU; 3/13)	4 - 6x (WIU; 3/13/05)
RBI	5 (WIU; 3/12)	9 (SDSU; 1/26/03)
BB	3 - 2x (WRST; 4/2)	4 (WSU; 4/27/03)
SB	2 (WRST; 4/2)	Same
2B	2 - 2x (Cal; 4/9)	4 (Arizona; 5/25/03)
HR	2 - 3x (WIU; 3/13)	2 - 5x (WIU; 3/13/05)
Hit Streak	5 games	17 games

#12 Andrew Romine, SS (Lake Forest, Calif.)

Category	2005 Best
At Bats	5 - 2x (WIU; 3/13)
Runs	2 - 5x (UCLA; 4/22)
Hits	5 (WIU; 3/13)
RBI	4 (WIU; 3/13)
BB	2 (Arizona; 2/15)
SB	2 (WRST; 4/1)
2B	1 - 4x (WIU; 3/13)
3B	1 - 2x (WRST; 4/3)
HR	None
Hit Streak	6 games

#13 Austin Stockfisch, C (Scottsdale, Ariz.)

Category	2005 Best
At Bats	2 - 4x (ARIZ; 5/15)
Runs	1 - 4x (ARIZ; 5/15)
Hits	2 - 2x (WIU; 3/13)
RBI	2 (ARIZ; 5/15)
BB	None
SB	None
2B	None
HR	None
Hit Streak	7 games



Sun Devil Baseball 2005

Position Players/Pitchers Single-Game and Career Highs

#14 Rocky Laguna, OF (Yuma, Ariz.)

Category	2005 Best
At Bats	5 - 2x (USC; 3/26)
Runs	3 - 2x (WRST; 4/2)
Hits	3 - 4x (WRST; 4/3)
RBI	4 (WRST; 4/3)
BB	2 - 3x (WRST; 4/2)
SB	4 (NMSU; 2/7)
2B	1 - 10x (STAN; 4/16)
HR	1 (WRST; 4/3)
Hit Streak	9 games

#15 Joe Persichina, INF (Rollings Hills Estates, Calif.)

Category	2005 Best	Career Best (last)
At Bats	4 - 6x (OKLA; 3/18)	5 - 5x (Stanford; 5/30/04)
Runs	2 - 3x (WIU; 3/13)	3 (ECU; 3/7/04)
Hits	2 - 4x (OKLA; 3/18)	4 (WSU; 4/23/04)
RBI	3 (STAN; 4/16)	3 - 2x (STAN; 4/16/05)
BB	3 (NMSU; 2/7)	Same
SB	1 - 4x (STAN; 4/17)	1 - 7x (STAN; 4/17/05)
2B	1 - 4x (UCLA; 4/24)	2 (ECU; 3/7/04)
3B	1 - 2x (STAN; 4/16)	1 - 3x (STAN; 4/16/05)
HR	1 (WRST; 4/3)	1 - 2x (WRST; 4/3/05)
Hit Streak	4 games	3 games

#16 Greg Bordes, INF (Mesa, Ariz.)

Category	2005 Best
At Bats	2 (WIU; 3/12)
Runs	1 (WIU; 3/13)
Hits	1 (WIU; 3/13)
RBI	None
BB	1 (UNC; 3/4)
SB	None
2B	1 (WIU; 3/13)
HR	None
Hit Streak	1 game

#18 Willy Fox, 1B/DH (Scottsdale, Ariz.)

Category	2005 Best
At Bats	5 - 2x (WIU; 3/13)
Runs	5 (WIU; 3/13)
Hits	4 (WIU; 3/12)
RBI	4 (Baylor; 2/26)
BB	2 (WIU; 3/13)
SB	2 - 2x (UVSC; 5/4)
2B	2 (WIU; 3/12)
HR	1 - 4x (WIU; 3/13)
Hit Streak	4 games

#25 Eric Williams, OF (Carmel, NY)

Category	2005 Best
At Bats	1 - 2x (WRST; 4/2)
Runs	1 (WRST; 4/3)
Hits	1 (WRST; 4/1)
RBI	1 (WRST; 4/1)
BB	1 (WRST; 4/1)
SB	None
2B	None
HR	None
Hit Streak	1 game

#28 Eric Sogard, 3B (Phoenix, Ariz.)

Category	2005 Best
At Bats	5 (Baylor; 2/27)
Runs	1 - 4x (OSU; 4/29)
Hits	1 - 3x (UCLA; 4/23)
RBI	1 - 2x (UCLA; 4/23)
BB	1 - 3x (WRST; 4/2)
SB	None
2B	None
HR	None
Hit Streak	1 game

#36 DJ Butler, OF (Benicia, Calif.)

Category	2005 Best
At Bats	2 (WIU; 3/12)
Runs	1 (ECU; 3/5)
Hits	1 - 2x (WIU; 3/12)
RBI	1 (WIU; 3/13)
BB	1 (Tulane; 2/19)
SB	1 (WIU; 3/12)
2B	None
HR	None
Hit Streak	1 game

#37 Zechry Zinicola, 1B/DH (San Bernadino, Calif.)

Category	2005 Best	Career Best (last)
At Bats	5 (Gonzaga; 2/5)	7 (UNM; 5/18/04)
Runs	2 - 3x (UCLA; 4/23)	4 (NMSU; 5/3/04)
Hits	2 - 5x (UCLA; 4/23)	2 - 12x (UCLA; 4/23/05)
RBI	2 - 4x (UCLA; 4/23)	3 (UConn; 2/29/04)
BB	1 - 3x (Oklahoma; 3/19)	3 (WST; 4/27/04)
SB	None	None
2B	1 (LBSU; 1/29)	2 (NMSU; 5/3/04)
HR	1 (WIU; 3/12)	1 - 4x (WIU; 3/12)
Hit Streak	6 games	6 games

#39 Tuffy Gosewisch, C (Scottsdale, Ariz.)

Category	2005 Best	Career Best (last)
At Bats	6 (USC; 3/25)	Same
Runs	4 (USC; 3/25)	Same
Hits	5 (USC; 3/25)	Same
RBI	4 - 2x (USC; 3/25)	4 - 3x (USC; 3/25/05)
BB	2 - 3x (STAN; 4/16)	2 - 12x (STAN; 4/16/05)
SB	1 - 4x (OSU; 4/30)	1 - 6x (OSU; 4/30/05)
2B	3 (NMSU; 2/7)	Same
HR	1 - 6x (UCLA; 4/22)	1 - 10x (UCLA; 4/22/05)
Hit Streak	11 games	11 games

#17 Seth Garrison, RHP (Coppell, Texas)

Category	2005 Best
Innings	4.0 (WIU; 3/12)
Runs Allowed	5 (LBSU; 1/30)
ER Allowed	5 (LBSU; 1/30)
K's	5 (WIU; 3/12)
BB	2 - 2x (WIU; 3/12)
Hits Allowed	4 (LBSU; 1/30)
WP	1 (ARIZ; 5/15)
HBP	1 (LBSU; 1/30)
Pitches	73 (WIU; 3/12)



Sun Devil Baseball 2005

Pitchers Single-Game and Career Highs

#21 Quentin Andes, RHP (Albuquerque, N.M.)

Category	2005 Best	Career Best (last)
Innings	1.0 (Baylor; 2/26)	4.0 (Stanford; 5/28/04)
Runs Allowed	None	3 (USC; 4/4/04)
ER Allowed	None	3 (USC; 4/4/04)
K's	1 (Baylor; 2/26)	4 - 2x (NMSU; 5/4/04)
BB	2 (LSU; 3/11)	3 (UConn; 2/27/04)
Hits Allowed	1 - 2x (LSU; 3/11)	4 (USC; 4/4/04)
WP	None	1 - 2x (Stanford; 5/28/04)
HBP	1 (LBSU; 1/30)	1 - 6x (LBSU; 1/30/05)
Pitches	20 (LSU; 3/11)	51 (Stanford; 5/28/04)

#31 Kevin Dryanski, RHP (Phoenix, Ariz.)

Category	2005 Best	Career Best (last)
Innings	3.0 (Tulane; 2/18)	
Runs Allowed	3 (ARIZ; 5/15)	
ER Allowed	3 (ARIZ; 5/15)	
K's	2 - 2x (LSU; 3/13)	
BB	1 - 2x (LSU; 3/13)	
Hits Allowed	5 - 2x (ARIZ; 5/15)	
WP	1 - 3x (ARIZ; 5/16)	
HBP	2 (LBSU; 1/28)	
Pitches	55 (Tulane; 2/18)	

#34 Jason Urquidez, RHP (Simi Valley, Calif.)

Category	2005 Best	Career Best (last)
Innings	8.0 (USC; 3/26)	9.0 (Rice; 2/22/04)
Runs Allowed	9 (LSU; 3/13)	Same
ER Allowed	7 (LSU; 3/13)	Same
K's	9 (UNC; 3/4)	12 (OSU; 5/15/04)
BB	6 (Tulane; 2/18)	6 - 2x (Tulane; 2/18/05)
Hits Allowed	10 (LBSU; 1/29)	10 (LBSU; 1/29/05)
WP	1 - 5x (STAN; 4/16)	1 - 7x (STAN; 4/16/05)
HBP	1 - 5x (STAN; 4/16)	2 (WSU; 4/24/04)
Pitches	115 (Tulane; 2/18)	141 (USC; 4/2/04)

#37 Zechry Zinicola, RHP (San Bernadino, Calif.)

Category	2005 Best	Career Best (last)
Innings	6.0 (Baylor; 2/25)	7.0 (Cal; 3/21/04)
Runs Allowed	7 (NMSU; 2/7)	Same
ER Allowed	6 (LSU; 3/11)	Same
K's	6 (Baylor; 2/25)	Same
BB	5 (UCLA; 4/24)	Same
Hits Allowed	9 (Baylor; 2/25)	Same
WP	2 - 2x (OKLA; 3/18)	Same
HBP	3 (OKLA; 3/18)	Same
Pitches	103 (UNC; 3/4)	103 - 2x (UNC; 3/4/05)

#40 Pat Bresnehan, RHP (Sherborn, Mass.)

Category	2005 Best	Career Best (last)
Innings	9.0 (USC; 3/25)	Same
Runs Allowed	8 (ARIZ; 5/16)	Same
ER Allowed	8 (ARIZ; 5/16)	Same
K's	7 - 3x (WRST; 4/2)	7 - 4x (WRST; 4/2/05)
BB	3 - 2x (Cal; 4/9)	4 - 2x (ORU; 4/8/04)
Hits Allowed	10 - 2x (UCLA; 4/24)	Same
WP	1 - 4x (OSU; 5/1)	1 - 8x (OSU; 5/1/05)
HBP	2 - 2x (OKLA; 3/20)	Same
Pitches	127 (Cal; 4/9)	Same

#41 Josh Satow, LHP (Scottsdale, Ariz.)

Category	2005 Best	Career Best (last)
Innings	5.0 (WIU; 3/13)	
Runs Allowed	9 (WIU; 3/13)	
ER Allowed	6 (WIU; 3/13)	
K's	1 (WIU; 3/13)	
BB	3 (WIU; 3/13)	
Hits Allowed	9 (WIU; 3/13)	
WP	None	
HBP	None	
Pitches	88 (WIU; 3/13)	

#45 Erik Averill, LHP (Orange, Calif.)

Category	2005 Best	Career Best (last)
Innings	9.0 - 3x (Oklahoma; 3/19)	Same
Runs Allowed	5 - 3x (OSU; 4/29)	7 (Gonzaga; 2/16/04)
ER Allowed	5 - 2x (OSU; 4/29)	6 (WASH; 3/26/04)
K's	14 (NMSU; 2/4)	Same
BB	4 - 2x (ARIZ; 5/14)	Same
Hits Allowed	9 (LBSU; 1/28)	12 (CSF; 6/5/04)
WP	2 (LBSU; 1/28)	2 - 2x (LBSU; 1/28/05)
HBP	2 - 2x (WRST; 4/1)	4 (USC; 3/29/03)
Pitches	130 (USA; 2/12)	Same

#47 Ty Marotz, RHP (Crystal Lake, Ill.)

Category	2005 Best	Career Best (last)
Innings	5.2 (NMSU; 2/7)	Same
Runs Allowed	3 (NMSU; 2/7)	3 - 4x (NMSU; 2/7/05)
ER Allowed	3 (NMSU; 2/7)	3 - 2x (NMSU; 2/7/05)
K's	4 (LBSU; 1/29)	5 (NMSU; 5/19/04)
BB	1 - 2x (USC; 3/24)	2 - 2x (NMSU; 5/19/04)
Hits Allowed	6 (NMSU; 2/7)	7 (NMSU; 5/19/04)
WP	None	1 - 3x (STAN; 5/30/04)
HBP	None	None
Pitches	78 (NMSU; 2/7)	Same

#49 Brett Bordes, LHP (Mesa, Ariz.)

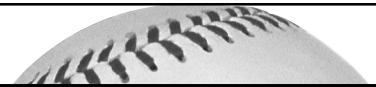
Category	2005 Best	Career Best (last)
Innings	4.2 - 2x (UVSC; 5/4)	6.0 - 2x (WASH; 3/27/04)
Runs Allowed	6 (OSU; 2/6)	6 - 3x (OSU; 2/6/05)
ER Allowed	4 - 2x (UVSC; 5/4)	6 - 2x (ARIZ; 5/23/04)
K's	4 (LBSU; 1/30)	10 (Arizona; 2/24/04)
BB	2 - 2x (OKLA; 3/20)	5 (WASH; 3/27/04)
Hits Allowed	6 - 2x (OSU; 2/6)	6 - 3x (OSU; 2/6/05)
WP	1 (ARIZ; 5/16)	1 - 3x (UCLA; 4/18/04)
HBP	1 (USC; 3/24)	2 (Cal; 3/20/04)
Pitches	90 (OSU; 2/6)	106 (WASH; 3/27/04)

#50 Tony Barnette, RHP (Federal Way, Wash.)

Category	2005 Best	Career Best (last)
Innings	5.1 (Arizona; 2/15)	
Runs Allowed	6 (LSU; 3/13)	
ER Allowed	5 - 2x (LSU; 3/13)	
K's	6 (LSU; 3/13)	
BB	3 (USC; 3/24)	
Hits Allowed	7 (WIU; 3/13)	
WP	None	
HBP	1 - 4x (WIU; 3/13)	
Pitches	90 (Arizona; 2/15)	



Sun Devil Baseball 2005



Last Time it Happened in Sun Devil Baseball...

(Through 50 Games of 2005 Season)

Hitting Categories:

A SUN DEVIL HIT A GRAND SLAM: Travis Buck, Feb. 25, 2005 vs. Baylor (7th inning at Packard Stadium)
ASU HIT A WALK-OFF HOME RUN: Jeff Larish, March 18, 2005 vs. Oklahoma (solo home run in bottom of ninth inning)
A SUN DEVIL LED OFF A GAME WITH A HR: Dustin Pedroia, Mar. 13, 2004 vs. #11 Tulane (1-1 count at Packard Stadium)
A SUN DEVIL HIT FOR THE CYCLE: Travis Buck, March 7, 2003 vs. Southern Utah (19-0 win)
THE DEVILS HIT FOR THE CYCLE TO OPEN A GAME: April 27, 2003 vs. Washington State in first inning (HR/2B/1B/3B)
THE DEVILS HIT BACK-TO-BACK HOME RUNS: Tuffy Gosewisch and Jeff Larish, March 13, 2005 vs. Western Illinois (1st inning)
A SUN DEVIL HIT TWO HOME RUNS IN ONE GAME: Jeff Larish, March 13, 2005 vs. Western Illinois (4-for-6, 6 R, 4 RBI, 3-R HR, Solo HR)
A SUN DEVIL HIT THREE HOME RUNS IN A GAME: Jeremy West, April 27, 2003 vs. Washington State
A SUN DEVIL HAD 5 HITS IN A GAME: Tuffy Gosewisch, March 25, 2005 at USC (5-for-6, 4 R, 4 RBI)
A SUN DEVIL HAD 6 HITS IN A GAME: Travis Buck, March 13, 2005 vs. Western Illinois (6-for-8, 3 RBI)
A SUN DEVIL HAD 7 HITS IN A GAME: Jerry Mantlo, Feb. 6, 1972, vs. Michigan
A SUN DEVIL HAD 3 DOUBLES IN A GAME: Tuffy Gosewisch, Feb. 7, 2005 vs. New Mexico State (11-10 victory)
A SUN DEVIL HAD 4 DOUBLES IN A GAME: Travis Buck, Feb. 28, 2004 vs. Connecticut (16-5 victory)
A SUN DEVIL HIT 2 TRIPLES IN A GAME: Travis Buck, March 12, 2005 vs. Western Illinois (19-1 victory at Alex Box Stadium)
A SUN DEVIL HAD 7 RBI IN A GAME: Nick Walsh, April 27, 2003 vs. Washington State
A SUN DEVIL HAD 8 RBI IN A GAME: Travis Buck, Feb. 29, 2004 vs. UConn (5-for-5, HR, 2B)
A SUN DEVIL HAD 9 RBI IN A GAME: Jeremy West, April 27, 2003 vs. Washington State
A SUN DEVIL STOLE 4 BASES IN A GAME: Rocky Laguna, Feb. 7, 2005 vs. New Mexico State (ties school record)
A SUN DEVIL STRAIGHT STEAL OF HOME: Jeff Larish, Apr. 17, 2005 vs. Stanford (6th inning)
A SUN DEVIL STRUCK OUT FOUR OR MORE TIMES IN A GAME: Jeff Larish, March 4, 2005 vs. North Carolina
A SUN DEVIL WALKED FOUR TIMES IN A GAME: Colin Curtis, March 4, 2005 vs. North Carolina (0-for-1, 4 BB, HBP)
A SUN DEVIL HITTER STRANDED SIX RUNNERS ON BASE: Tuffy Gosewisch (6), January 28, 2005 vs. Long Beach State
A SUN DEVIL RECORDED 13 TOTAL BASES: Jeremy West (14), April 27, 2003 vs. Washington State (3 HR, 2 1B)
A SUN DEVIL HAD TWO SAC BUNTS IN A GAME: Travis Buck, April 23, 2005 at Washington State
A SUN DEVIL SCORED FIVE RUNS IN A GAME: Jeff Larish, March 13, 2005 vs. Western Illinois (6 runs scored)
A SUN DEVIL WAS HIT BY PITCHES TWO OR MORE TIMES: Travis Buck (2), April 25, 2003 vs. Washington State
AN OPPONENT HIT TWO HOME RUNS IN ONE GAME: Ryan Patterson (LSU), March 13, 2005 at Alex Box Stadium
AN OPPONENT HIT A WALK-OFF HOME RUN: Jodran Brown (Arizona), Feb. 15, 2005 at Kindall Field (2-run HR in 14th inning)
AN OPPONENT HIT A LEADOFF HOME RUN: Nathan Southard (Tulane), Feb. 18, 2005 at Turchin Stadium (off Jason Urquidez)

Pitching Categories:

A SUN DEVIL PITCHER THREW A NO-HITTER: Kevin Rawitzer, March 2, 1993, vs. Southern Utah (ASU 7, SUU 0)
A SUN DEVIL PITCHER THREW A PERFECT GAME: Eddie Bane, March 2, 1973, vs. Cal State Northridge (ASU 9, CSUN 0)
A SUN DEVIL PITCHER THREW A ONE-HITTER: Drew Friedberg, Jan. 24, 1999, vs. Hawaii-Hilo (ASU 10, Hilo 0)
A SUN DEVIL PITCHER THREW A TWO-HITTER: Will Waldrip, Jan. 23, 1999, vs. Hawaii-Hilo (ASU 3, Hilo 0)
ARIZONA STATE WAS NO-HIT: Phil Keller (Stanford), March 23, 1970 (Stanford 1, ASU 0)
ARIZONA STATE WAS ONE-HIT: Alan Dunn/Tim Meacham (Alabama), June 10, 1983 (Alabama 6, ASU 0)
A SUN DEVIL PITCHER THREW A COMPLETE GAME: Pat Bresnehan, March 25, 2005 at USC (17-1 win)
A SUN DEVIL PITCHER THREW A COMPLETE GAME SHUTOUT: Erik Averill, Feb. 4, 2005 vs. New Mexico State (12-0 victory)
A SUN DEVIL PITCHER THREW BACK-TO-BACK COMPLETE GAMES: Erik Averill (2/4, 2/12, 2005)
AN OPPOSING PITCHER THREW A COMPLETE GAME: Mark Romanczuk (Stanford), March 24, 2003 (4-2 Stanford Win)
THE SUN DEVILS SHUT OUT AN OPPONENT (1 OR MORE PITCHERS): Ohio State (3-0), March 6, 2005 (2 times in 2005)
THE SUN DEVILS WERE SHUT OUT: Gonzaga, February 13, 2005 (Gonzaga 2, ASU 0)
A SUN DEVIL STRUCK OUT 10 OR MORE BATTERS IN A GAME: Erik Averill (14), Feb. 4, 2005 vs. New Mexico State (CG)
A SUN DEVIL STRUCK OUT 15 OR MORE BATTERS IN A GAME: Mike Eposito (17), March 29, 2002 vs. UW
AN OPPOSING PITCHER STRUCK OUT 10 OR MORE SUN DEVILS: Andrew Miller, North Carolina, (12), March 4, 2005 (at East Carolina)
THE SUN DEVIL PITCHING STAFF DID NOT WALK A BATTER: at New Mexico State, Feb. 4, 2005 (12-0 win)
A SUN DEVIL PITCHER RECORDED 10 WINS IN A SEASON: Jason Urquidez (2004) -- 12-3
A SUN DEVIL PITCHER HIT THREE BATTERS IN A GAME: Jeff Mousser (3), April 4, 2004 vs. USC (10-3 loss at Packard Stadium)

Fielding Categories:

THE SUN DEVILS HAD NO ERRORS IN A GAME: May 14, 2005 vs. Arizona (6-2 win) - 15 times in 2005.
THE SUN DEVILS COMMITTED FIVE ERRORS IN A GAME: May 15, 2005 vs. #7 Arizona (16-7) -- six errors
A SUN DEVIL COMMITTED THREE OR MORE ERRORS IN A GAME: Jeff Landry, March 13, 2005 at LSU (3)
A SUN DEVIL HAD 15 OR MORE PUTOUTS IN A GAME: Tuffy Gosewisch (16), Feb. 8, 2004 vs. Florida State
A SUN DEVIL HAD 20 OR MORE PUTOUTS IN A GAME: Jeff Phelps (21), March 6, 1999, vs. Stanford
A SUN DEVIL HAD EIGHT OR MORE ASSISTS IN A GAME: Dennis Wyrick (SS), Feb. 6, 2000, vs. Florida State
THE SUN DEVILS TURNED FIVE DOUBLE PLAYS IN A GAME: May 7, 1999, vs. Washington (Husky Ballpark)
THE SUN DEVILS TURNED A TRIPLE PLAY: April 16, 2004 at UCLA (Travis Buck (RF), Dustin Pedroia (SS), Seth Dhaenens (3B)).

Scoring and Misc. Categories:

THE SUN DEVILS RECORDED 20 OR MORE HITS: 35, March 13, 2005 vs. Western Illinois (school record in hits)
THE SUN DEVILS RECORDED 20 HITS IN BACK-TO-BACK GAMES: March 12-13 vs. Western Illinois (23/35)
THE SUN DEVILS SCORED 20 OR MORE RUNS: 30, March 13, 2005 vs. Western Illinois (30-13 victory in Baton Rouge, La.)
THE SUN DEVILS SCORED 30 OR MORE RUNS: 30, March 13, 2005 vs. Western Illinois (30-13 victory in Baton Rouge, La.)
THE SUN DEVILS SCORED 10 OR MORE RUNS IN AN INNING: (15 - 9th), March 13, 2005 vs. Western Illinois (16 hits, 15 runs)
THE SUN DEVILS LEFT 15 OR MORE RUNNERS ON BASE: Florida State (15) -- 12-6 win at Packard Stadium.
THE SUN DEVILS SURRENDERED A NINTH INNING LEAD (WALK-OFF LOSS): at California, Apr. 10, 2005 (led 3-2, lost 4-3)
ASU SWEPT A THREE-GAME PAC-10 SERIES: UCLA; April 22-24, 2005 (12-5, 16-2, 10-8)
ASU WAS SWEPT IN A PAC-10 SERIES: at UCLA, April 16-18, 1999 (11-10 L, 9-3 L, 8-6 L)
ASU WAS SWEPT IN A PAC-10 SERIES AT HOME: vs. USC, March 27-29, 1997 at Packard Stadium (12-7 L, 15-4 L, 11-7 L)
THE SUN DEVILS PLAYED EXTRA INNINGS: at No. 21 USC, March 26, 2005 at Dedeaux Field (2-1 win in 10 innings)
THE SUN DEVILS PLAYED 14 OR MORE INNINGS: at Arizona, Feb. 15, 2005 at Kindall Field at Sancet Stadium (7-6 loss on walk-off HR)
THE SUN DEVILS PLAYED BACK-TO-BACK EXTRA-INNING GAMES: Feb. 27, 2005 (Baylor - 10) and Mar. 4, 2005 (North Carolina - 11)
ASU PLAYED A GAME OVER 5 HOURS: at Arizona, Feb. 15, 2005, 5:13 (7-6 loss in 14 innings)



2005 Arizona State Baseball Roster

No.	Player	POS	B/T	HT	WT	YR/EXP	Hometown (High School/Last School)
2	J.J. Sferra	OF	L/L	5-11	150	Fr./HS	Phoenix, Ariz. (Mountain Pointe)
3	Jeff Landry	UTL	R/R	5-8	160	Fr./RS*	Walnut Creek, Calif. (Clayton Valley)
4	Travis Buck	OF/3B	L/R	6-2	205	Jr./2V	Richland, Wash. (Richland)
5	Joey Hooft	3B	R/R	5-10	175	Sr./TR	Reno, Nev. (Galena HS/Univ. of Miami)
6	Seth Dhaenens	UTL	L/R	6-1	180	So./1V*	Chandler, Ariz. (Mountain Pointe)
7	Vinny Biancamano	INF	R/R	6-0	180	Fr./HS	Glendale, Ariz. (Cactus)
9	Colin Curtis	OF	L/L	6-1	195	So./1V	Issaquah, Wash. (Issaquah)
11	Jeff Larish	1B/OF	L/R	6-2	210	Sr./3V	Tempe, Ariz. (McClintock)
12	Andrew Romine	SS	B/R	6-2	170	Fr./HS	Lake Forest, Calif. (Trabuco Hills)
13	Austin Stockfisch	C	B/R	6-1	165	Fr./HS	Scottsdale, Ariz. (Desert Mountain)
14	Rocky Laguna	OF	L/R	6-0	170	Fr./RS*	Yuma, Ariz. (Kofa)
15	Joe Persichina	2B	L/R	6-0	190	So./1V	Rolling Hills Estates, Calif. (Peninsula)
16	Greg Bordes	UTL	R/R	5-9	150	Fr./HS	Mesa, Ariz. (Dobson)
17	Seth Garrison	RHP	B/R	6-3	185	Fr./HS	Coppell, Texas (Coppell)
18	Willy Fox	1B	R/R	5-11	190	Fr./HS	Scottsdale, Ariz. (Desert Mountain)
19	Joel Bocchi^	C	R/R	5-11	200	Sr./3V	Phoenix, Ariz. (Desert Vista)
21	Quentin Andes	RHP	R/R	6-2	200	So./1V	Albuquerque, NM (Cibola)
25	Eric Williams	OF	B/L	5-10	170	Fr./RS*	Carmel, NY (Trinity-Pawling)
28	Eric Sogard	3B	L/R	5-9	170	Fr./HS	Phoenix, Ariz. (Thunderbird)
30	Drew Bowman	LHP	B/L	6-3	180	Fr./HS	Morrison, Colo. (Dakota Ridge)
31	Kevin Dryanski	RHP	R/R	6-1	225	Jr./TR	Phoenix, Ariz. (Mountain Pointe/Hutchinson CC)
34	Jason Urquidez	RHP	R/R	6-2	170	Sr./1V	Simi Valley, Calif. (Royal/Central Arizona)
36	DJ Butler	OF	L/R	6-0	195	Fr./HS	Benicia, Calif. (Benicia)
37	Zechry Zinicola	RHP/1B	R/R	6-1	210	So./1V	San Bernadino, Calif. (Arlington)
39	Tuffy Gosewisch	C	R/R	6-0	185	Sr./3V	Scottsdale, Ariz. (Horizon)
40	Pat Bresnehan	RHP	R/R	6-1	200	So./1V	Sherborn, Mass. (Dover Sherborn)
41	Josh Satow	LHP	L/L	5-9	160	Fr./HS	Scottsdale, Ariz. (Desert Mountain)
45	Erik Averill	LHP	L/L	6-2	195	Jr./2V	Orange, Calif. (Villa Park)
47	Ty Marotz	RHP	R/R	6-2	200	Sr./1V*	Crystal Lake, Ill. (Crystal Lake Central/Mesa CC)
49	Brett Bordes	LHP	L/L	5-10	165	Jr./2V	Mesa, Ariz. (Dobson)
50	Tony Barnette	RHP	R/R	6-2	175	Jr./TR	Federal Way, Wash. (Thomas Jefferson/CAC)

* - Has utilized redshirt year

^ - Scheduled to redshirt in 2005

Head Coach: 42 - Pat Murphy (11th year)

Assistant Coaches:

62 - Jay J. Sferra (10th year) - Outfielders/Recruiting/Team Offense

10 - Tim Esmay (1st year/5th year overall at ASU) - Infielders/Team Defense

35 - Jack Krawczyk (1st year) - Pitching/Camp Director/Summer Placement

Director of Baseball Operations: Graham Rossini (6th year)

Operations, Video and Equipment Assistant: Steve Kirkman (7th year)

Manager: Jeff Mousser (1st year)

Manager: Carlos Arguello (2nd year)

Office Assistant: Sammie Nakama (3rd year)

Sports Medicine/Rehabilitation: Kenny McCarty (8th year)

Media Relations: Jeff Evans (5th year)

